


800W
 WATER COOLING
 CHASSIS MOUNTING
 NON-INDUCTIVE,
 HIGH VOLTAGE,
 HIGH POWER RESISTORS

RPU800



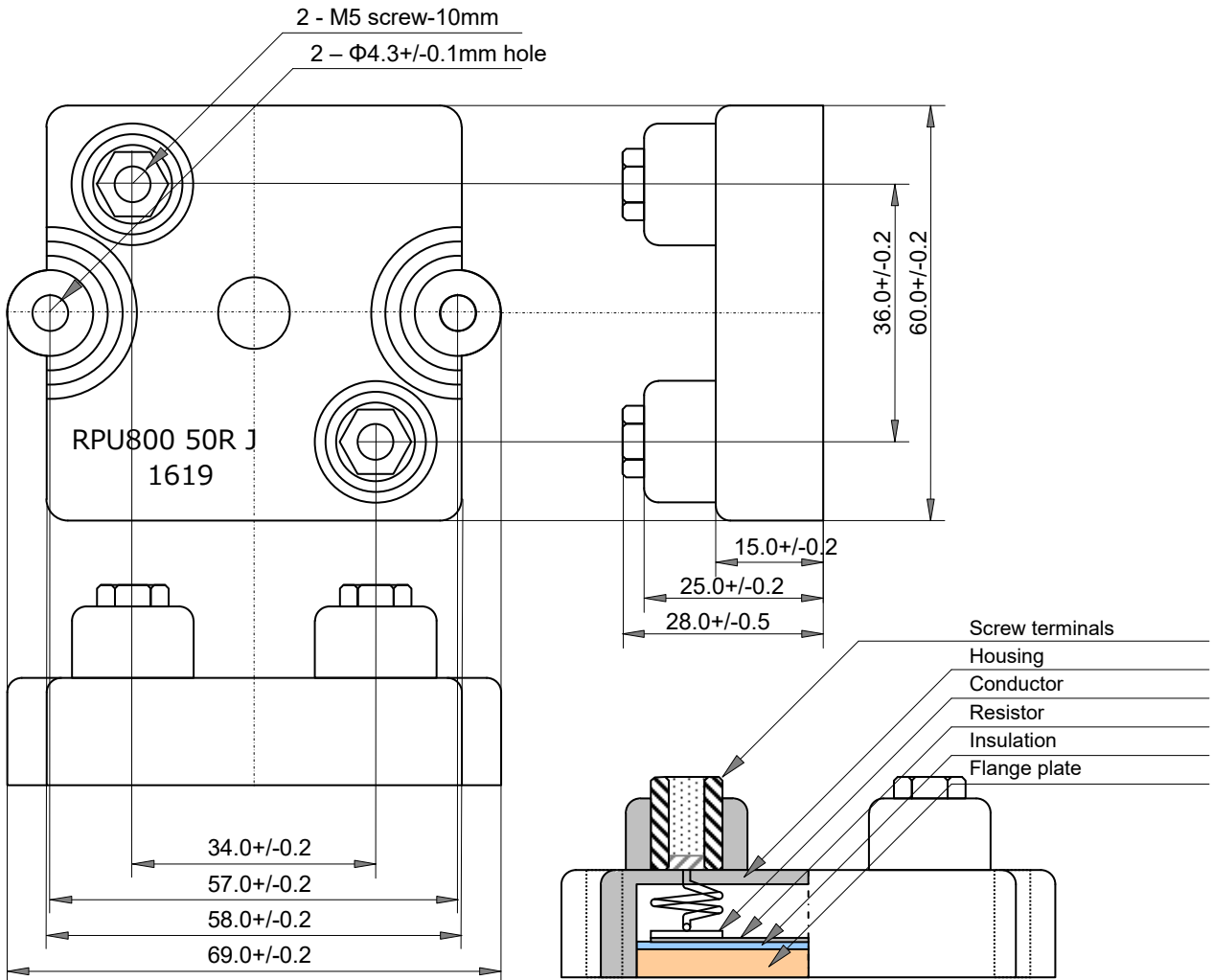
Features and Applications

Low profile flat type, 800W high power resistor. Attaching large air-cooled heat sink or water-cooling necessary.

8kV insulating voltage and starting voltage of typical 5kV - 30kHz partial discharge.

Higher density packing, vibration-proof, insulation withstand voltage and perfect heat dissipation possible. Applications include snubber resistors, surge protection, breeder resistor, harmonic filter resistor, dummy load, gate resistor, dumping resistor for power supplies, pulse generators, high frequency amplifiers, theater audio equipment, etc.

Dimensions and Structure



800W

RPU800

CHASSIS MOUNTING NON-INDUCTIVE HIGH POWER RESISTORS

Ordering Information

Type RPU800	TCR ---	Resistance 101	Tolerance J	Code Z00	Note
RPU800	---	101	J (5%)	Z00	RoHS, Box Package
		E24+ (*)			

(*) Standard resistance value, E24+

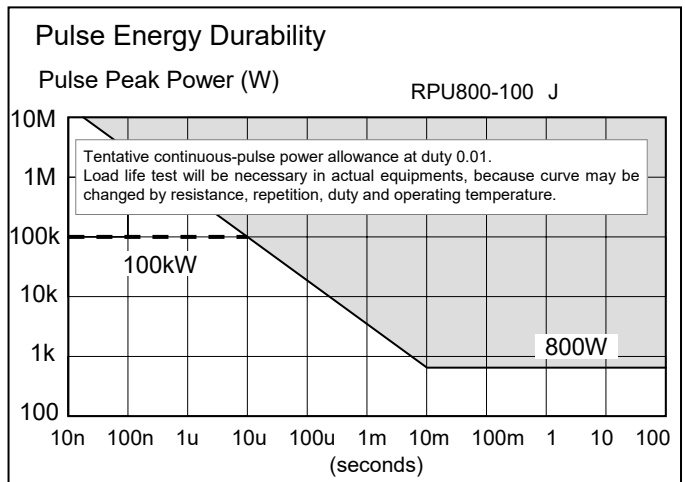
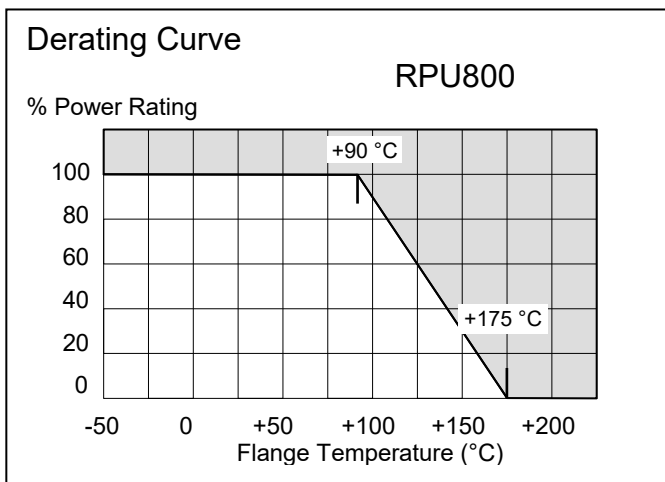
1.0	1.1	1.2	1.3	1.5	1.6	1.8	2.0	2.2	2.4	2.5	2.7	3.0	3.3
3.6	3.9	4.0	4.3	4.7	5.0	5.1	5.6	6.2	6.8	7.5	8.0	8.2	9.1

Specifications and Performances

Items	Performances	Conditions
Rated Power	800 Watts	At flange temperature -55 to +90°C
Short-time Overload	1200 Watts	5 seconds mounted on cooler
Heat Resistance	0.10 °C /W	From resistor to flange
Resistance Range	0.5Ω to 1 MΩ	
Nominal Resistance	E24+	Additionally, 2.0 and 5.0.
TCR	+/-100 ppm/K (A)	At 1.0Ω-1MΩ, +/-200ppm/°C at <1.0Ω, for -55 to +155 °C
Tolerance	+/-5% (J)	
Operation Temp.	-55 to +175 °C	At resistor element surface
Max. Applied Voltage	5000V or $E = \sqrt{P \cdot R}$	P shows rated power (W), R resistance value (Ohms), E voltage (V)
Insulation Voltage	8,000 V – 50 Hz	60 seconds between terminals and flange. Leak current below 0.5mA
Capacitance	73 pF	Resistor terminal - flange
Inductance	108 nH	Resistor terminal - Terminal
Capacitance	25 pF	Resistor terminal - Terminal
Creeping distance	42mm	
Air distance	14mm	
Load Life	ΔR +/-0.40 %	Continuous power 1000hours.
Humidity	ΔR +/-0.25 %	60 °C, 90 to 95%RH, DC0.1W, 1000hours.
Temperature Cycle	ΔR +/-0.20 %	-55 °C, 30 min., +155 deg C 30min., 5 cycles.
Insulation Resistance	Over 1 GΩ	Between terminals and flange., DC 1000V
Vibration	ΔR +/-0.25 %	Note 2
Flammability	UL94V-0	For resistor body
Weight	168 grams	

Note 1: Torque: Mounting 1.8 Nm-M4, contacts 2.0Nm-M5 recommend.

Note 2: IEC60068-2-6, displacement 0.75mm or acceleration 100m/sec², 10Hz-54Hz sweep, 10 cycles X-Y-Z direction.



Note: