


1000W - 8kV INSULATION
 WATER COOLING,
 CHASSIS MOUNTING,
 NON-INDUCTIVE,
 HIGH VOLTAGE,
 HIGH POWER RESISTORS

RPU1000



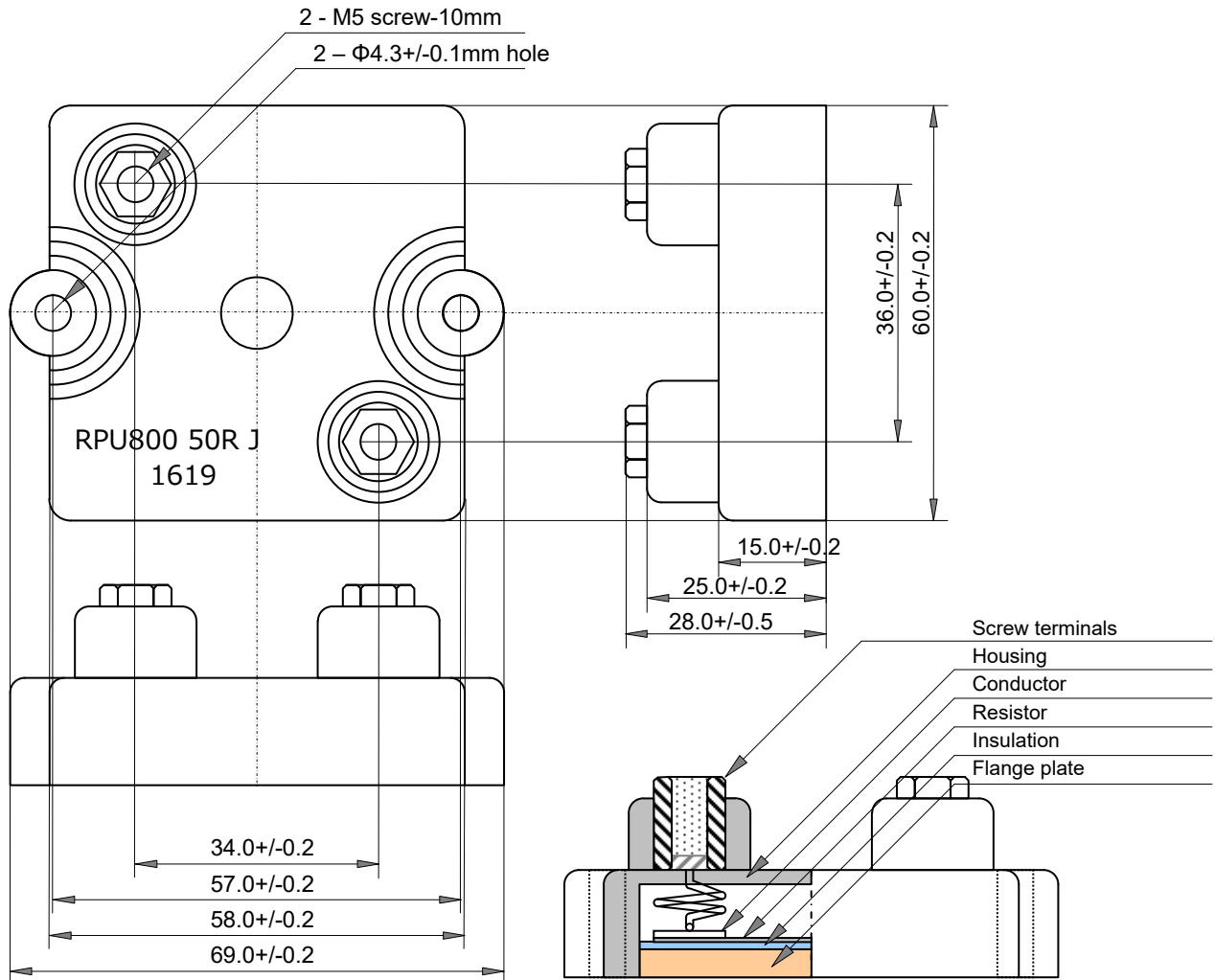
Features and Applications

Low profile flat type, 1000W high power resistor. Attaching large air-cooled heat sink or water-cooling operation.

8kV insulation voltage and starting voltage of 5kV - 50kHz partial discharge.

Higher density packing, vibration-proof, insulation withstand voltage and perfect heat dissipation possible. Applications include harmonic filter resistors, snubber resistors, surge protection, breeder resistor, dummy load, dumping resistor for heavy duty power electronics, power supplies, pulse generators, high frequency amplifiers, theater audio equipment, etc.

Dimensions and Structure (mm)



1000W

RPU1000

CHASSIS MOUNTING NON-INDUCTIVE HIGH POWER RESISTORS

Ordering Information

Type RPU1000	TCR ---	Resistance 101	Tolerance J	Code Z00	Note
RPU1000	---	101	J (5%)	Z00	RoHS, Box Package
		E24+ (*)			

(*) Standard resistance value, E24+

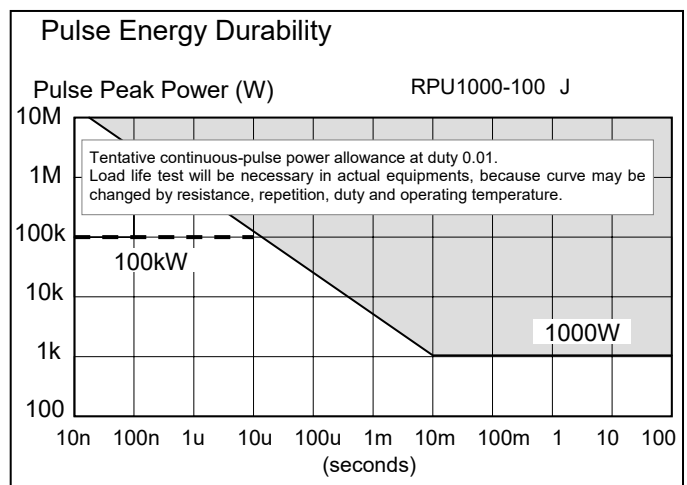
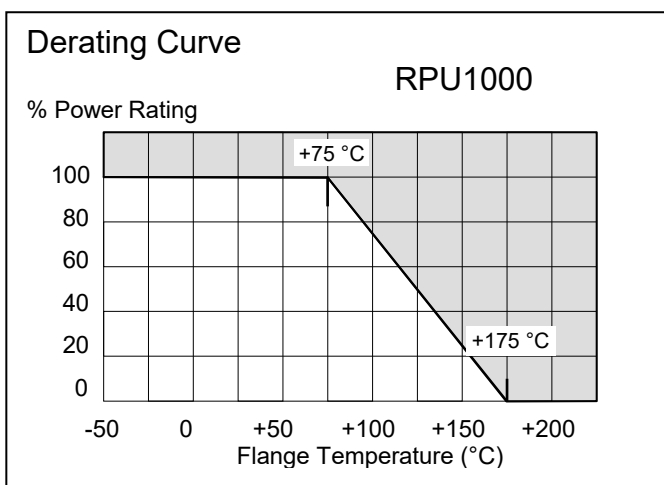
1.0	1.1	1.2	1.3	1.5	1.6	1.8	2.0	2.2	2.4	2.5	2.7	3.0	3.3
3.6	3.9	4.0	4.3	4.7	5.0	5.1	5.6	6.2	6.8	7.5	8.0	8.2	9.1

Specifications and Performances

Items	Performances	Conditions
Rated Power	1000 Watts	At flange temperature -55 to +75°C
Short-time Overload	1200 Watts	5 seconds with heat sink
Heat Resistance	0.10 °C /W	From resistor to flange
Resistance Range	0.5Ω to 1 MΩ	
Nominal Resistance	E24+	Additionally, 2.0 and 5.0.
TCR	+/-100 ppm/K (A)	At 1.0Ω-1Mohm, +/-200ppm/°C at <1.0Ω, for -55 to +155 °C
Tolerance	+/-5% (J)	
Operation Temp.	-55 to +175 °C	At resistor element surface
Max. Applied Voltage	5000V or $E = \sqrt{P \cdot R}$	P shows rated power (W), R resistance value (ohm), E voltage (V)
Insulation Voltage	8,000 V - 50 Hz	60 seconds between terminals and flange. Leak current below 0.5mA
Capacitance	73 pF	Resistor terminal - flange
Inductance	108 nH	Resistor terminal - Terminal
Capacitance	25 pF	Resistor terminal - Terminal
Creeping distance	42mm	
Air distance	14mm	
Load Life	ΔR+/-0.40 %	Continuous power 1000hours.
Humidity	ΔR+/-0.25 %	60 °C, 90 to 95%RH, DC0.1W, 1000hours.
Temperature Cycle	ΔR +/-0.20 %	-55 °C, 30 min., +155 deg C 30min., 5 cycles.
Insulation Resistance	Over 1 GΩ	Between terminals and flange., DC 1000V
Vibration	ΔR +/-0.25 %	Note 2
Flammability	UL94V-0	For resistor body
Weight	120 grams	

Note 1: Torque: Mounting 1.8 Nm-M4, contacts 2.0Nm-M5 recommend.

Note 2: IEC60068-2-6, displacement 0.75mm or acceleration 100m/sec², 10Hz-54Hz sweep, 10 cycles X-Y-Z direction.



Note: