


100W, 5KVAC INSULATION

CHASSIS MOUNTING FLAT
HIGH POWER RESISTORS
RPL100

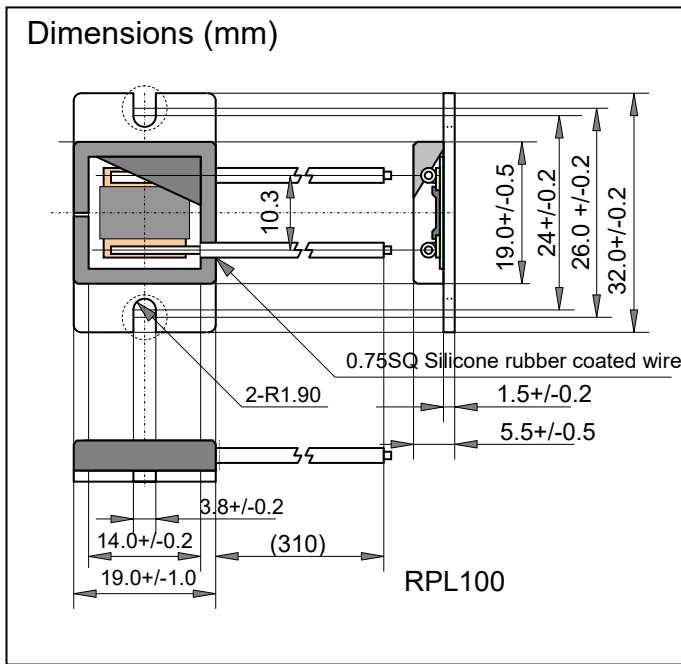


Features and Applications

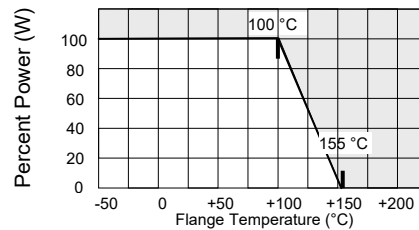
Fly wire leads, flat type, 100W high power resistor. Attaching an air-cooled heat sink or water-cooling necessary.

Rated power is 100W.

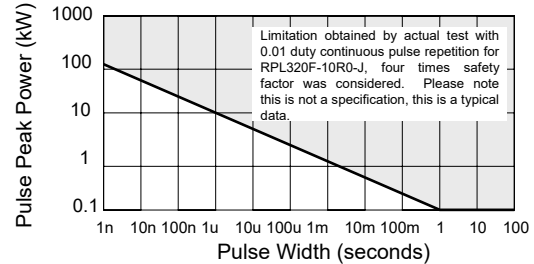
Higher density packing, vibration-proof, insulation withstand voltage and perfect heat dissipation possible. Applications include harmonic filter, snubber resistors, surge protection, breeder resistor, dummy load, gate resistor, dumping resistor for automotive electronics, power supplies, high frequency amplifiers, etc.



Derating Curve, RPL100



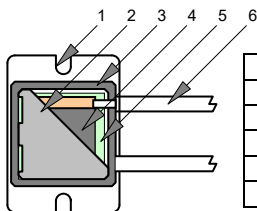
Pulse Durability, RPL100



Performances

	Performances	Conditions
Rating Power	100 W	At flange temperature -55 to +100 °C
Heat Resistance	0.5 °C/W	From resistor to flange
Resistance Range	0.1 Ω to 51kΩ	Lowest 0.1 ohm is available, call factory
Nominal Resistance	E24+	Modified E24, additionally, 2.0 and 5.0.
TCR	+/-100 ppm/K (A)	For -55 to +155 °C
Tolerance	+/-5% (J)	
Operation Temp.	-55 to +155 °C	At flange element surface
Max. Applied Voltage	$E = \sqrt{P \cdot R}$ or 1000V	
Withstanding Voltage	5000 VAC	60 seconds, leak current below 0.5mA
Load Life	ΔR +/-1.0 %	Continuous power 1000hours.
Humidity	ΔR +/-1.0 %	60 °C, 90 to 95%RH, DC0.1W, 1000hours.
Temperature Cycle	ΔR +/-1.0 %	-55 °C, 30 min., +155 °C 30min., 5 cycles.
Insulation Resistance	Over 1000 MΩ	Between terminals and flange.
Vibration	ΔR +/-0.5 %	Note 2
Flammability	UL94V-0	For resistor body
Weight	14 g	
Storage Temp. Range	-55°C - +70°C	

Note 1: Torque: Mounting 1.6Nm max, 1.0Nm recommend.



1	Flange	Ni plated copper
2	Molding	Epoxy resin
3	Case	Epoxy resin
4	Resistor	Thick film
5	Substrate	Alumina ceramics
6	Wire Terminals	Insulation wire, 30/0.18

Ordering Information

Model	TCR	Resistance	Tolerance	Code	Remarks
RPL100	A	10R0	J	Z05	
RPL100	A (100ppm)	10 Ω	J (5%)	Z05	RoHS, tray package
		E24+ (*)			

(*)Resistance value is available following modified E24, +E24, when request for optional resistance please call factory.

1.0	1.1	1.2	1.3	1.5	1.6	1.8	2.0	2.2	2.4	2.5	2.7	3.0	3.3
3.6	3.9	4.0	4.3	4.7	5.0	5.1	5.6	6.2	6.8	7.5	8.0	8.2	9.1

20210501