


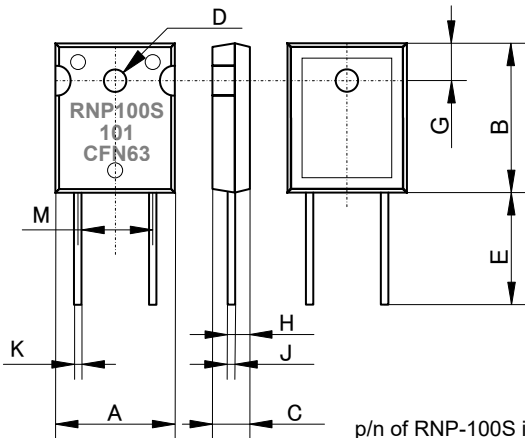
TO247 140W HIGH POWER RESISTORS

RNP-100S

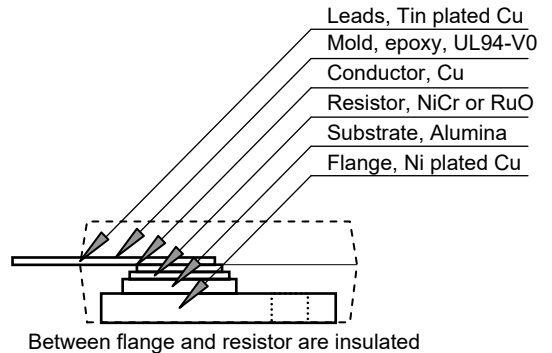


Features and Applications

140W high power resistor in TO247 molded package.
 Non-inductive design suits high frequency applications and high-speed pulse circuits.
 Low, 0.9 deg C/W heat resistance from resistor hot spot to flange and long life performance are presented with thin film metallization technology and rejection of plastic adhesive joint.
 Wide 100 milliohm to 51kOhm resistance range, non-inductive impedance characteristic and heat conduction through the insulated metal flange aids circuit designers.
 Small size and thin profile suit high-density compact installations.
 Complete thermal conduction, heat dissipation design and vibration durable design also available.
 Applications include snubber, gate control, bleeder, filter, rush current protection, braking resistors of automotive, rail traction, wind turbine, PV, UPS and motor control inverters..



RNP-100S		
	mm	+/-mm
A	16.0	+/-0.2
B	20.0	+/-0.5
C	4.8	+/-0.2
D	3.55*	+/-0.1
E	14.5	+/-0.5
F	-	-
G	5.1	+/-0.5
H	3.63	+/-0.2
J	-	-
K	0.8	+/-0.05
L	-	-
M	10.9	+/-0.1
N		



p/n of RNP-100S includes '-', but marking omits '-'

Specifications and Performances

	RNP-100S			Test Conditions
Rating Power	140 Watts			-55 °C to +25 °C flange temperature.
Rating Power	3.0 Watts			Free air.
Heat Resistance	0.9 °C/W			Hot spot to flange
Resistance Range	0.02-0.09 Ohm	0.1-51k Ohm	10-51k Ohm	Note 2
Nominal Resistance	+E6	+E12	+E24	Include 2.5, 4.0, 5.0, 8.0 and 16
TCR (ppm/°C)	>250(H)	100(A)	50(C)	Note 3
Tolerance	+/-5%	+/-1%	+/-1%	1% tolerance at 0.01-0.091 ohm is available optionally.
Resistor Material	Thick Film		Thin Film	
Capacitance	3.68pF			Equivalent parallel capacitance.
Inductance	12.25nH			Equivalent series inductance
Operation Temp. Range	-55 °C to +175 °C			
Max. Applied Voltage	smaller value either 700V or $\sqrt{P \cdot R}$			P is rating power and R resistance
Withstanding Voltage	2500 VAC			Terminal and flange, 60 seconds, 1mA
Load Life	+/- 1.0 %			25 °C, 90 min. ON, 30min.OFF, 1000hours.
Humidity	+/-1.0 %			40 °C, 90 - 95%RH, DC0.1W, 1000hours.
Temperature Cycle	+/- 0.25 %			-55 °C, 30 min., +175 °C, 30min., 5cycles.
Soldering Heat	+/- 0.25 %			350+/-5 °C, 5 seconds,
Solder ability	Over 95% surface area of leads			245+/-5 °C, 5 seconds.
Insulation Resistance	Over 1000 Meg ohm			Between terminals and flange
Vibration	+/- 0.25 %			IEC60068-2-6, see note 4
Weight	6.3 grams			

TO247 140W HIGH POWER RESISTORS

RNP-100S

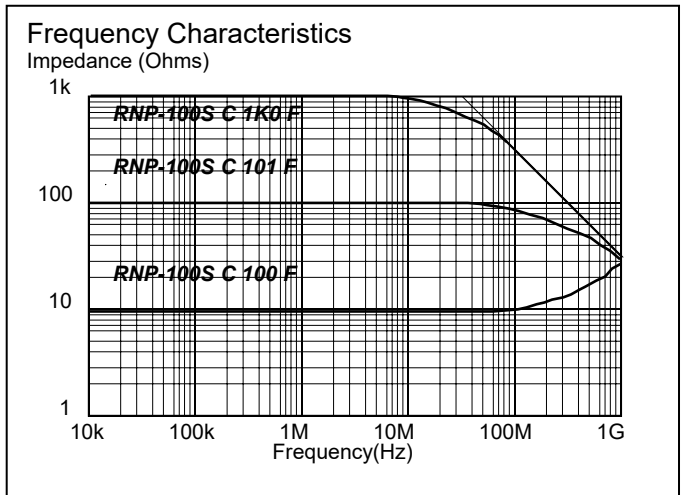
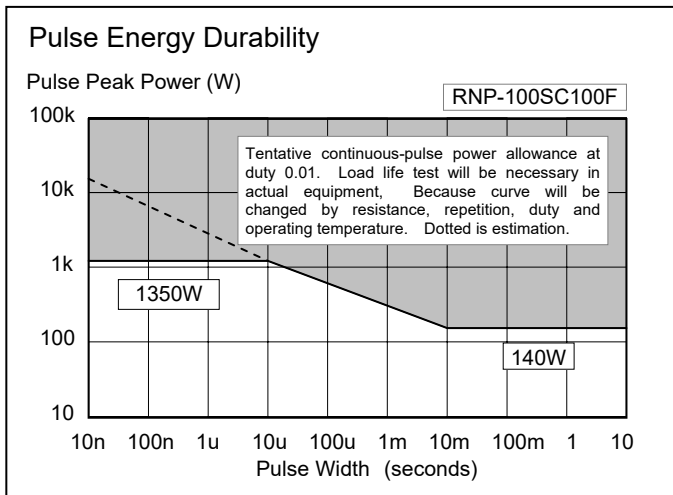
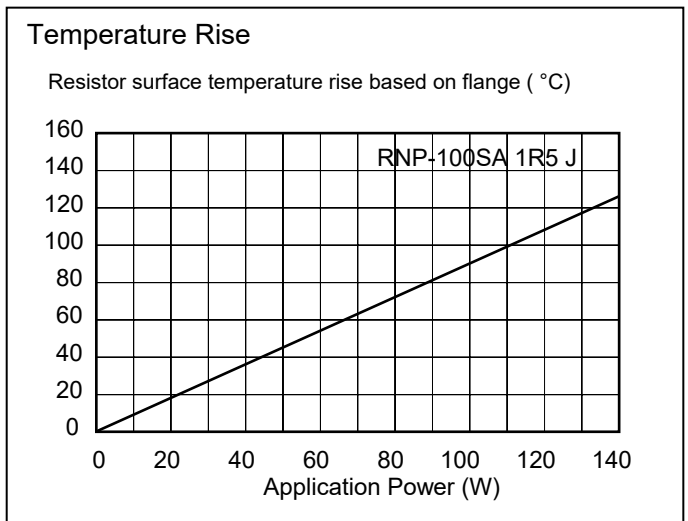
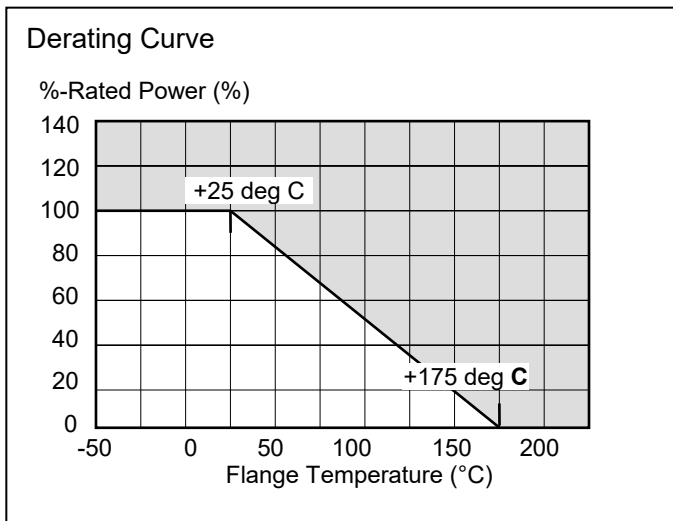
Ordering Information

Model	TCR	Resistance	Tolerance	Code	Note
RNP-100S	C	101	F	Z03	
RNP-100S	H (>=250ppm)	R02-R09 (+E6)	J(5%)	Z03	Tube / 25pcs
	A (100ppm)	R10-51K (+E24)	F(1%), J(5%)	Z05	Tray / 50pcs
	C (50ppm)	10R-51K (+E24)	F(1%)		

Resistance value (*) is available following modified E24, +E24.

1.0	1.1	1.2	1.3	1.5	1.6	1.8	2.0	2.2	2.4	2.5	2.7	3.0	3.3
3.6	3.9	4.0	4.3	4.7	5.0	5.1	5.6	6.2	6.8	7.5	8.0	8.2	9.1

Note*: -When ordering [ing](#), additional ohm resistance notation is recommended for keeping out of misunderstanding.



Note:

- (1) Insulation material is unnecessary between flange and heat-sink, flange and resistor is separated by alumina substrate.
- (2) Resistance measurement shall be made at a point 2.54mm+/-1.0mm from the resistor body.
- (3) TCR of low resistance will be increased as 300ppm/0.02ohm, 200ppm/0.05ohm, 140ppm/0.1ohm and 80ppm/0.2ohm typically. Testing point is at 2.54mm from bottom of molding of terminals.
- (4) Test method is IEC60068-2-6, and specification is sine sweep wave form, 100Hz-2000Hz, 10 cycles, amplitude 0.75mm or 100m/s², 90minutes. Direction x-y-z, Amplitude 0.75mm will be applied under break point Frequency (about 60Hz) and 100m/ s² over break point
- (5) When mounting resistor on heat-sink by screw, clip and pressure strip with using heat conduction grease on back side of resistor are recommended. Recommended screw torque is 0.5-0.6Nm. In case of screw mount, ISO M3 screw is necessary, also, 1/8" screw can be acceptable.
- (6) Standard packaging is anti-static PE tube, which contains 25 pcs / tube.