


10W, 50W, 80W, 100W, 150W, 200W, 250W
FLANGED POWER RESISTORS, RFR



Features:

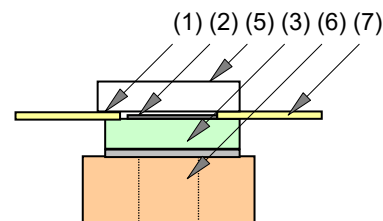
- High power flanged resistors for all DC up to 4GHz applications.
- Small size and wide frequency range specifications realized with through large heat conducting AlN substrate.
- Sufficient mechanical strength metallization from spattered thin film technology.
- 50ohm resistance with tolerance 1%, and terminations include chips and many style flange provided as standard, and other resistance and power available.
- Long life and temperature stability are shown by a result of Ni-Cr thin film technology.
- Applications include power absorption resistor, termination for isolator/circulators, base station of mobile communication electronics, High power microwave amplifiers.

Ordering Information

Type	Style	TCR	Resistance	Tolerance	RoHS/Package
RFR050	120	C	201	F	Z05
RFR010	110	C	50 Ohm	F	Z05 (tray)
RFR050	120	(50ppm)	100 Ohm	(1.0%)	
RFR080			150 Ohm		
RFR100			200 Ohm		
RFR150			250 Ohm		
RFR200			300 Ohm		
RFR250			400 Ohm		
			600 Ohm		
			800 Ohm		

Performance Specifications

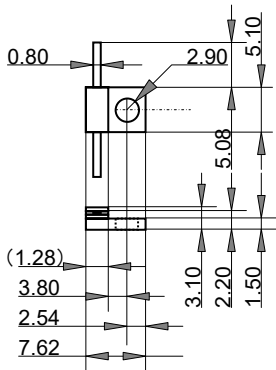
Type	Rated Power (W)	Heat Resistance (deg C/W)	Cp (pF) R=100R	VSWR 1GHz
RFR010	10	5.0	<2.00	1.15
RFR050	50	1.0	<2.12	1.15
RFR080	80	0.7	<2.43	1.20
RFR100	100	0.5	<2.43	1.20
RFR150	150	0.5	<2.43	1.30
RFR200	200	0.25	<5.81	1.30
RFR250	250	0.2	<5.83	1.30



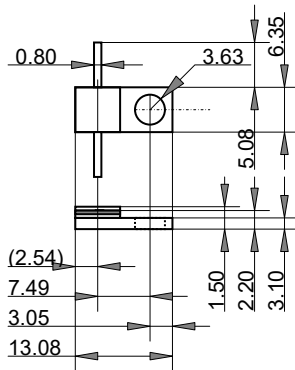
	Substance	Material
(1)	Cold end Terminal	Tin plated Ni-Cu
(2)	Resistive	Ni-Cr
(3)	Substrate	ALN
(4)	Hot end Terminal	Tin plated Ni-Cu
(5)	Cover	ALO
(6)	Flange	Ni plated Cu
(7)	Beam Lead	Au plated Cu

10W, 50W, 80W, 100W, 150W, 200W, 250W RESISTORS

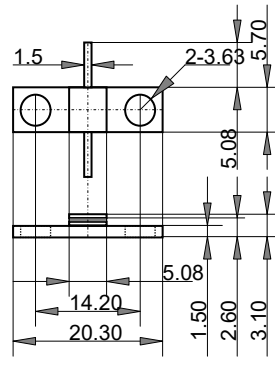
Style and Dimension (mm)



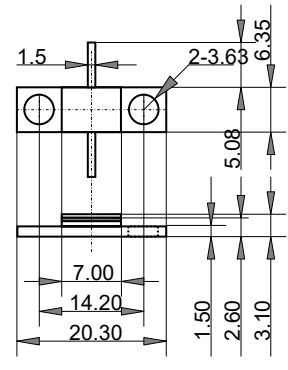
RFR010 120



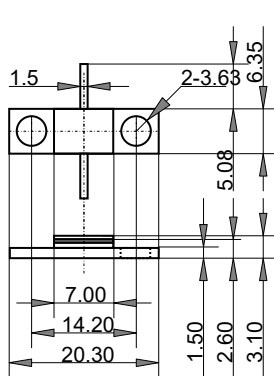
RFR050 120 RFR080 120



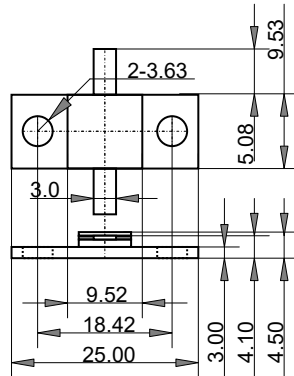
RFR050 110



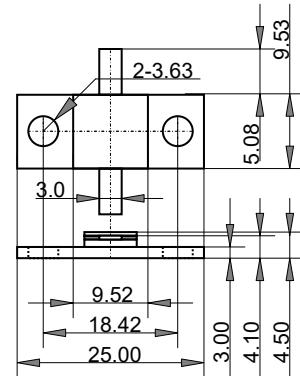
RFR100 110



RFR150 110



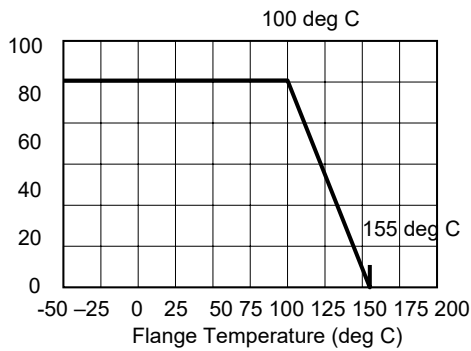
RFR200 110



RFR250 110

Derating Curve

% Rating Power



Installation

