


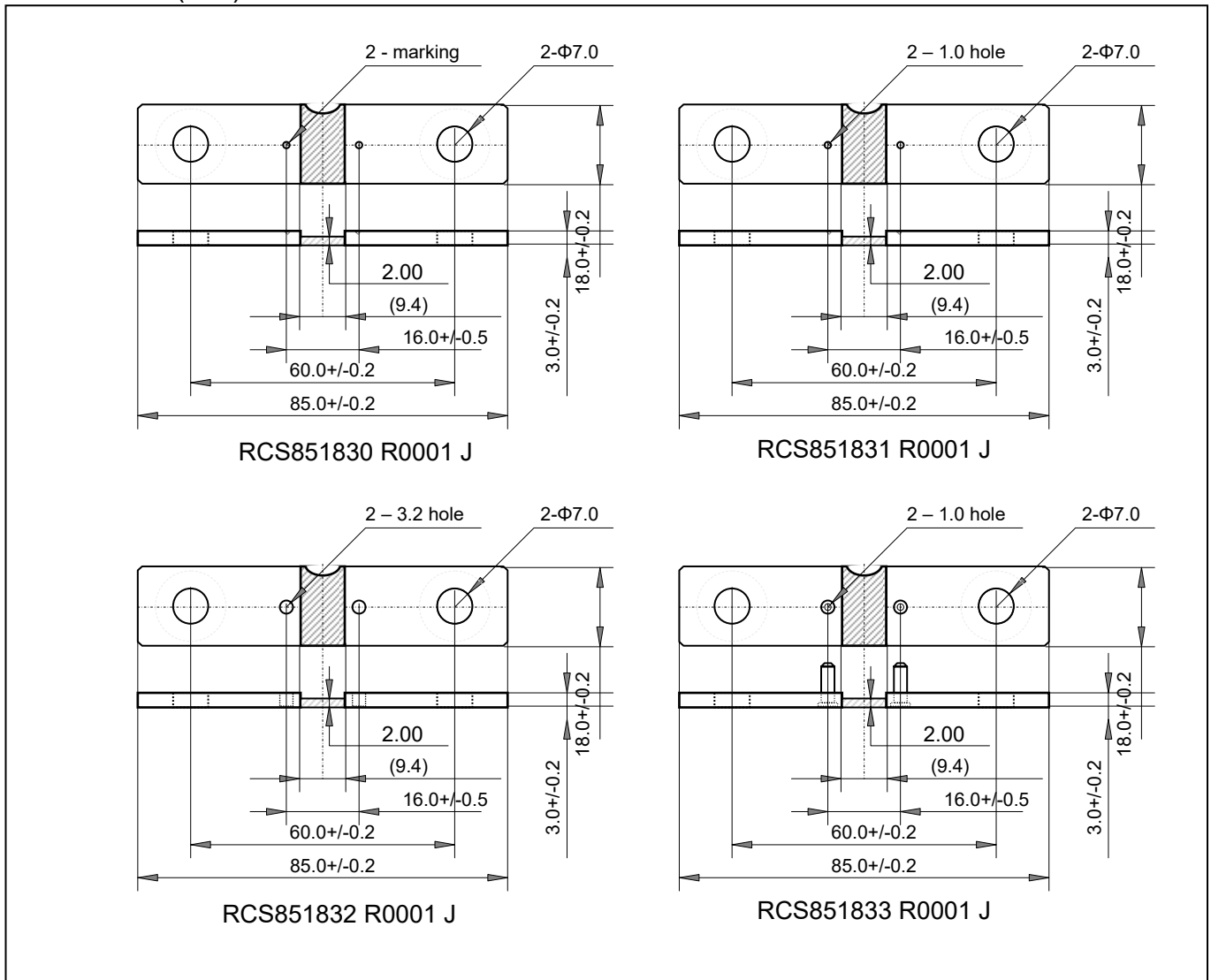
36W CURRENT SHUNT RESISTORS
RCS851830 R0001J (600A – 60mV)



Features and Applications

Four terminals bus-bar metal strip current shunt of all EB weld and passivate surface, Ni plating is available in option.
 Up to 36W continuous power and maximum current 600A – 60mV (100uΩ)
 85mm x 18mm x 4mm dimension has various voltage terminal style.
 Very low inductance and high pulse current rating.
 Excellent long term stability, less than 250ppm/°C TCR, excellent frequency characteristics and low thermal EMF (<10uV/°C)
 Applications include battery charging current control of automotive electronics, load current detection of power electronics, inverter, UPS, motor control and electronic load equipments.

Dimensions (mm)

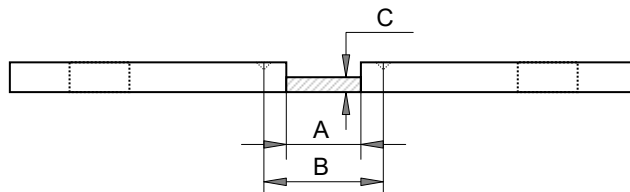


36W CURRENT SHUNT RESISTORS

RCS851830 R0001J (600A – 60mV)

Dimensions of Resistor

Resistance (Ω)	Material	A (mm)	B (mm)	C (mm)
0.00005	Mn-Cu	3.68	8.71	2.00
0.0001	Mn-Cu	9.40	12.57	2.00
0.000125	Mn-Cu	12.19	14.86	2.00



Ordering Information

Type	TCR	Resistance	Tolerance	Note
RCS851840	A	R0001	J	Z00
RCS851840	A (200ppm/°C)	R00005	F (+/-1%)	Z00
RCS851841		R00010	H (+/-3%)	
RCS851842		R000125	J (+/-5%)	
RCS851843				

Performance

	Specifications	Conditions
Power rating	36W	
Tolerance	+/-1%, +/-3%, +/-5%	
Typical resistance Value	100uΩ	50uΩ, 125uΩ
Thermal shock	+/-0.5%	-55°C - +150°C, 1000cycle, 15 min at each temp.
Short time overload	+/-0.5%	5 times rated power, 5 seconds
Low temperature storage	+/-0.5%	-55°C for 24 hours
High temperature exposure	+/-1.0%	+170°C for 1000 hours
Humidity	+/-0.5%	+85°C, 85% RH, 0.1 x rated power, 1000hours
Mechanical shock	+/-0.5%	100G for 6ms, 5 times
Vibration	+/-0.5%	Freq. 10Hz to 2000Hz in 1 min, x-y-z, 12 h
Load life	+/-1.0%	1000 hours at 70°C , 1.5hours ON, 0.5hours OFF
Weight	40 grams	---

