


4-TERMINALS MILLIOHM  
40W PRECISION RESISTORS

RCS2321



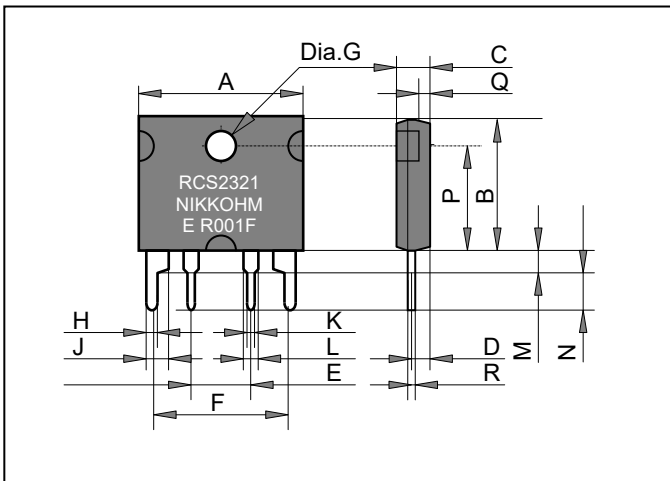
Features and Applications

Milliohm such precision resistor from 0.001 Ohm to 0.01 Ohms as resistance tolerance to +/-0.1%, TCR to +/-15ppm/°C, load stability to 0.1% with 40W power rating.

Small size and thin profile produce very low inductance, fit for high / wide frequency operation.

Applications include inverter / converter power electronics, UPS, motor speed control, power device test, circuit board test, LSI test, precision measurements, battery charging for automotive and industrial.

Dimensions (mm)



	RCS2321
A	22.5 +/-0.2
B	17.5 +/- 0.2
C	4.4 +/-0.1
D	2.10 +/-0.2
E	7.62 +/-0.1
F	17.78 +/-0.1
G	3.20 +/-0.1
H	1.7 +/-0.2
J	3.0 +/-0.2
K	1.4 +/-0.2
L	2.1 +/-0.1
M	2.9 +/-0.2
N	5.0 +/-0.2
P	13.75 +/-0.2
Q	1.5 +/-0.2
R	0.8 +/-0.2

Ordering Information

Model	TCR	Resistance Value	Tolerance	Code	Package
RCS2321	E (25ppm)	R005	D(0.5%)	Z03	Tube
	P (15ppm)	R001- R01	F(1%), G(2%), J(5%) (≥R001)	Z00	BULK
			D(0.5%), F(1%), G(2%), J(5%) (≥R005)		
			B(0.1%), D(0.5%), F(1%), G(2%), J(5%) (≥R010)		

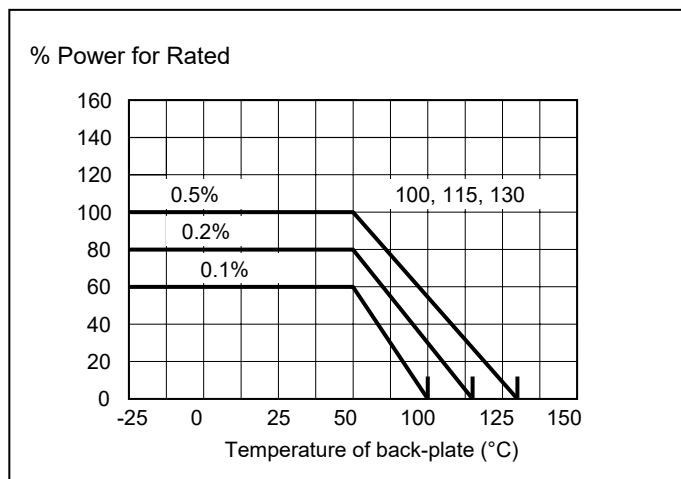
4-TERMINALS MILLIOHM PRECISION RESISTORS

RCS2321

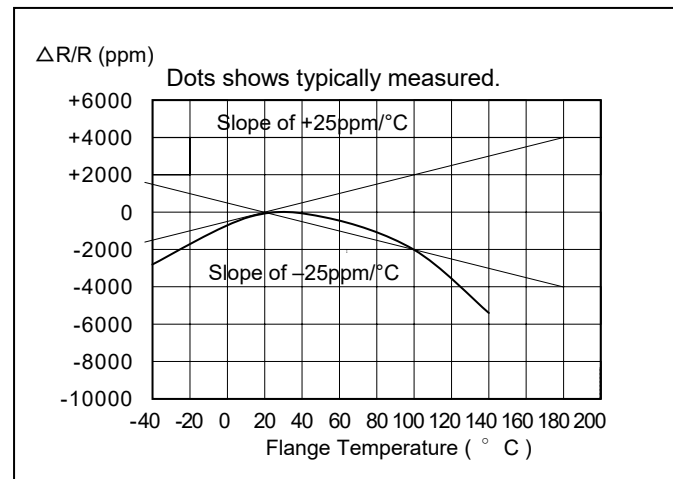
Specifications and Performances

	Specifications	Conditions
Rating Power	3 Watt	Free air 70°C
Rating Power	40 Watt	With heat sink
Tolerance	1%, 2%, 5%	From 0.001ohm
Tolerance	0.5%, 1%, 2%, 5%	From 0.005ohm
Tolerance	0.1%, 0.5%, 1%, 2%, 5%	From 0.01ohm
Thermal Resistance,	2.0 °C/W	Resistor-Flange
Max. Operating Current	100 A at 1mΩ	Short time overload, 2.5 seconds.
Resistance Range	0.001 Ω - 0.01 Ω	
Shelf Life Stability	0.1%, 0.2%, 0.5%	1000hours, depends on stress
TCR, R001 to 100R	+/-25ppm/°C	20°C to 60°C
TCR, Option	+/-15ppm/°C	20°C to 60°C
Insulation Voltage	300VDC	
Maximum Current	150A	
Thermal EMF	< 1uV/° C	
Operation Temp. Range	-40 to +130 deg C	
Resistor Material	Cu-Ni-Mn alloy	Foil
Substrate	Anodized Aluminum	
Housing	Epoxy resin	
Terminals	Tinned Copper	
Terminal Type	Four	
Maximum Torque	0.8 N/m	

Derating

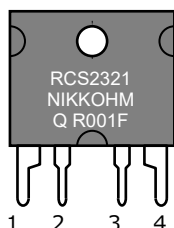


Temperature Coefficient, typical



Terminal Identification

Current Terminals : 1 - 4  
Voltage Terminals : 2 - 3



Note.