

4-TERMINALS MILLIOHM
PRECISION RESISTORS

FHR4-3825



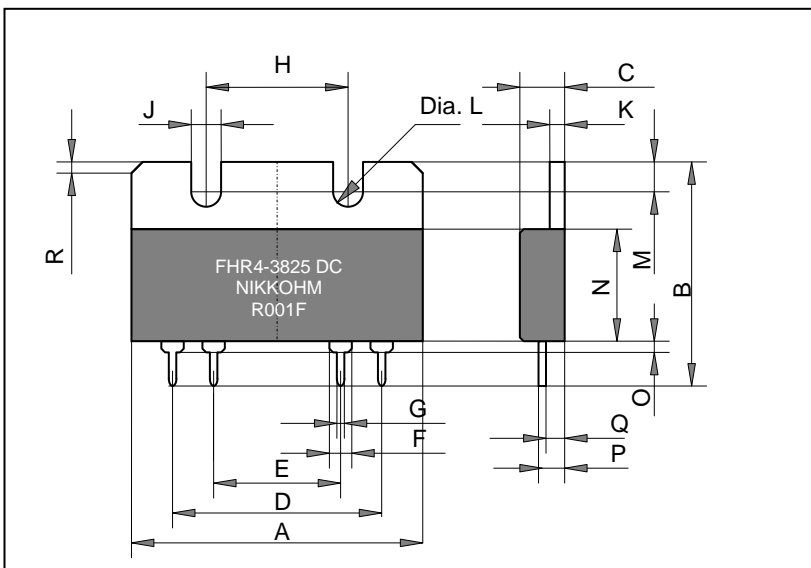
Features and Applications

Milliohm such precision resistor from 0.001Ohm to 100Ohms as resistance tolerance to +/-0.1%, TCR to +/-10ppm/°C, load stability to 0.1% with 50W power rating.

Small size and thin profile produce very low inductance, fit for high / wide frequency operation.

Applications include inverter / converter power electronics, UPS, motor speed control, power device test, circuit board test, LSI test, precision measurements, battery charging for automotive and industrial.

Dimensions (mm)



(mm)	FHR4-3825
A	38.0 +/-0.3
B	24.0 +/- 0.2
C	6.0 +/-0.2
D	27.5 +/-0.2
E	17.5 +/-0.2
F	3.00+/-0.1
G	1.5 +/-0.1
H	17.5 +/-0.2
J	3.2+/-0.1
K	2.0 +/-0.1
L	3.20
M	4.0 +/-0.1
N	15.0 +/-0.2
P	3.3 +/-0.2
Q	2.8 +/-0.2
R	1.5 x 45° +/-0.2

Ordering Information

Model	TCR	Resistance Value	Tolerance	Code	Package
FHR4-3825	E	R005	D	Z00	
FHR4-3825	E (25ppm/°C)	R001- 100R	F(1%), J(5%) (>=0R001) D(0.5%), F(1%), J(5%) (>0R005) B(0.1%), D(0.5%), F(1%), J(5%) (>R010)	Z00	BULK

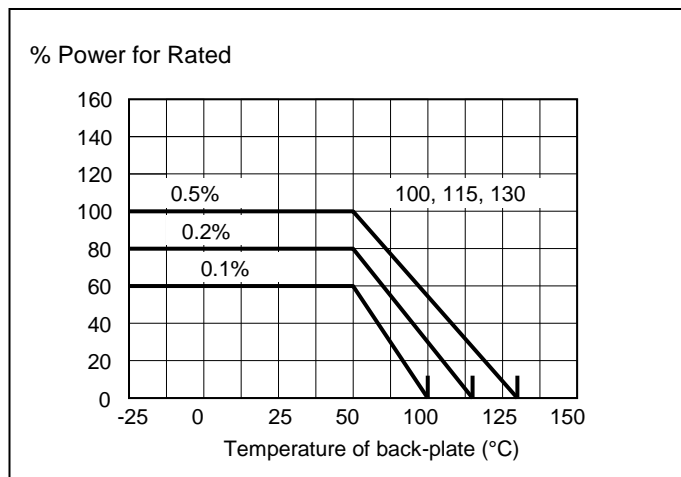
4-TERMINALS MILLIOHM PRECISION RESISTORS

FHR4-3825

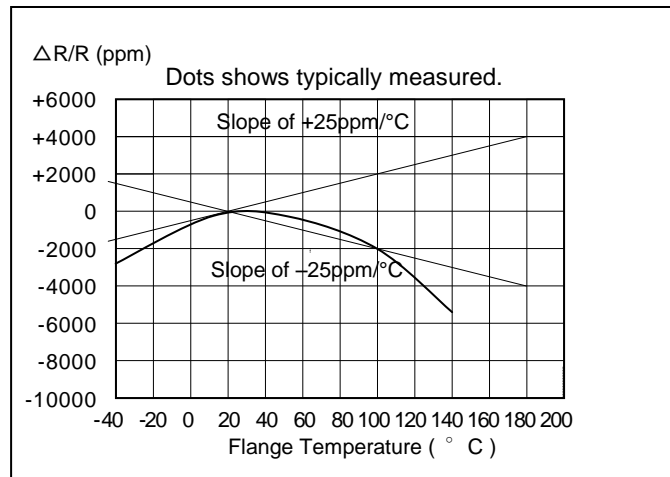
Specifications and Performances

	Specifications	Conditions
Rating Power	50 Watt	Below 50 °C flange temperature.
Rating Power	3 Watt	Free air.
Thermal Resistance,	1.6 °C/W	Resistor-Flange
Max. Operating Current	150A or 225 A at 1mΩ	
Resistance Range	0.001 Ω - 50 Ω	
Nominal Resistance	1, 2, 3, 5	
Shelf Life Stability	0.1%, 0.2%, 0.5%	1000hours, depends on stress
TCR, R001 to 100R	+/-25ppm/°C	20°C to 60°C
TCR, Option	+/-10ppm/°C	20°C to 60°C
Insulation Voltage	500VDC	
Maximum Current	150A	
Thermal EMF	< 1uV/° C	
Operation Temp. Range	-40 to +130 deg C	
Resistor Material	Cu-Ni-Mn alloy	Foil
Substrate	Anodized Aluminum	
Housing	Epoxy resin	
Terminals	Tinned Copper	
Terminal Type	Four	
Maximum Torque	1.0 N/m	

Derating



Temperature Coefficient, typical



Note.

Note.