


500W, 2kV
 CHASSIS MOUNTING NON-INDUCTIVE
 QUICK CONNECT HIGH POWER RESISTORS

RPL500F



Features and Applications

Quick connect, flat type, 500W high power resistor. Attaching an air-cooled heat sink or water-cooling necessary.

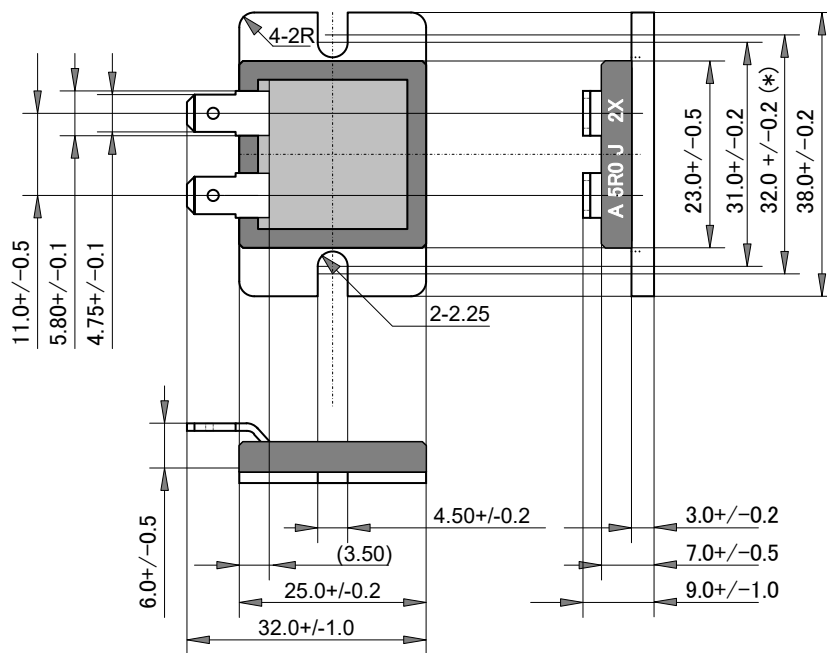
Rated power is 500W.

#187 quick connect tab terminals easy to assemble.

Higher density packing, vibration-proof, insulation withstand voltage and perfect heat dissipation possible.

Applications include harmonic filter, snubber resistors, surge protection, breeder resistor, dummy load, gate resistor, dumping resistor for automotive electronics, power supplies, pulse generators, high frequency amplifiers, theater audio equipment, etc.

Dimensions (mm)



RPL500F

500W, 2kV

RPL500F

CHASSIS MOUNTING NON-INDUCTIVE FLAT TYPE HIGH POWER RESISTORS

Ordering Information

Type RPL500F	TCR A	Resistance 10R0	Tolerance J	Packaging Z05	
RPL500F	A (100ppm)	10 ohm	J (5%)	Z05	RoHS, tray package
		E24+ (*)			

(*)Resistance value is available following modified E24, +E24, when request for optional resistance please call factory.

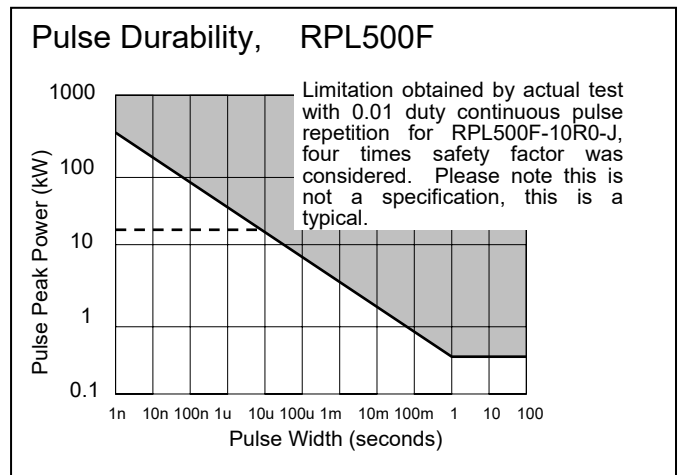
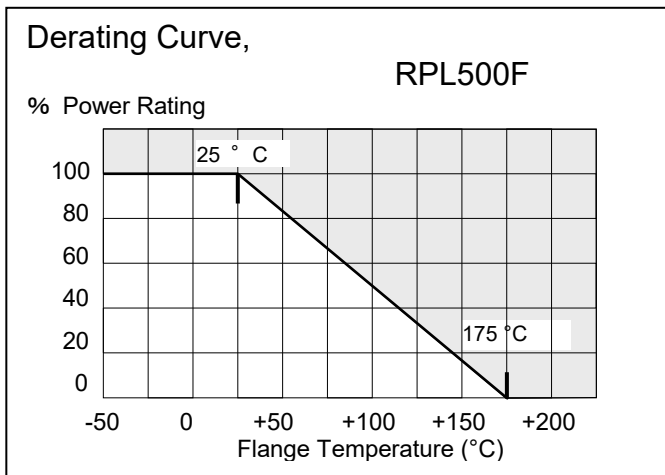
1.0	1.1	1.2	1.3	1.5	1.6	1.8	2.0	2.2	2.4	2.5	2.7	3.0	3.3
3.6	3.9	4.0	4.3	4.7	5.0	5.1	5.6	6.2	6.8	7.5	8.0	8.2	9.1

Specifications and Performances

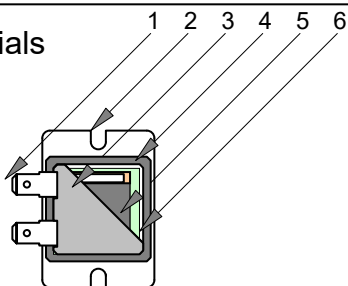
	Specifications	Conditions
Rating Power	500 W	At flange temperature -55 to +25 °C
Heat Resistance	0.26 °C/W	From resistor to flange
Resistance Range	0.1 Ω to 1MΩ	Lowest 0.1 ohm is available, 0.1ohm – 1Mohm
Nominal Resistance	E24+	Modified E24, additionally, 2.0 and 5.0.
TCR	+/-100 ppm/K (A)	For -55 to +155 °C
Tolerance	+/-5% (J)	
Operation Temp.	-55 to +155 °C	At flange element surface
Max. Applied Voltage	$E = \sqrt{P \cdot R}$ or 1000V	
Withstanding Voltage	2000 VAC	60 seconds between terminals and flange. Leak current below 0.5mA
Load Life	ΔR +/-1.0 %	Continuous power 1000hours.
Humidity	ΔR +/-1.0 %	60 °C, 90 to 95%RH, DC0.1W, 1000hours.
Temperature Cycle	ΔR +/-1.0 %	-55 °C, 30 min., +155 °C 30min., 5 cycles.
Insulation Resistance	Over 1000 MΩ	Between terminals and flange.
Vibration	ΔR +/-0.5 %	Note 2
Flammability	UL94V-0	For resistor body
Weight	24 grams	
Storage Temp. Range	-55°C - +70°C	

Note 1: Torque: Mounting 1.6Nm max, 1.0Nm recommend.

Note 2: IEC60068-2-6, displacement 0.75mm or acceleration 100m/sec², 10Hz-54Hz sweep, 10 cycles X-Y-Z direction.



Materials



1	Terminals	#187tab terminals
2	Flange	Ni plated copper
3	Molding	Epoxy resin
4	Case	Epoxy resin
5	Resistor	Thick film
6	Substrate	Alumina ceramics

20200901