

250W, 300W, SOT227

CHASSIS MOUNT NON-INDUCTIVE
HIGH POWER RESISTORS

RPG250, RPG300



Features and Applications

Small size TO227, 200W high power resistor. Attaching an air-cooled heat sink or water-cooling is necessary.

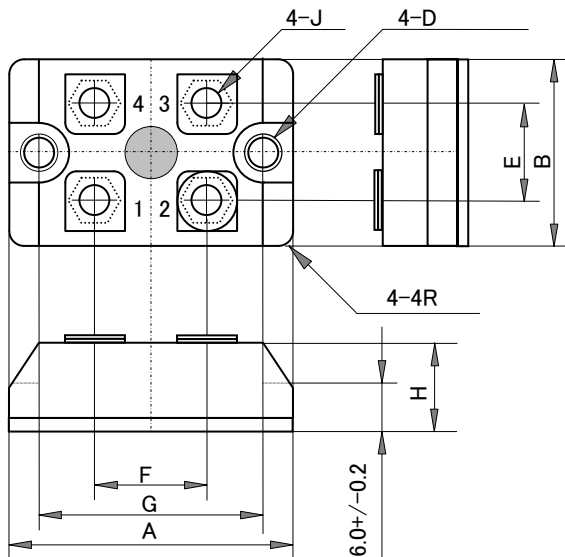
Rated power is 300W (one element) or 250W (two elements).

M4 screw terminals, very low series inductance.

Higher density packing, vibration-proof and perfect heat dissipation possible.

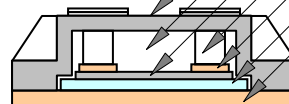
Applications include snubber resistors for power supplies, gate resistors, pulse generators, high frequency amplifiers, dumping resistance of theater audio equipment of dividing network of loud speaker systems, etc.

Dimensions



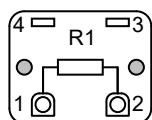
	mm	+/- mm
A	38.0	+/-0.2
B	25.0	+/-0.2
C	(14.0)	+/-0.5
D	4.2	+/-0.1
E	13.0	+/-0.3
F	15.0	+/-0.4
G	30.0	+/-0.1
H	12.0	+/-0.2
J	M4	

- 樹脂ケース Case
- 充填樹脂 Filling
- 抵抗膜 Resistor
- 端子板 Terminal
- 電極 Conductor
- 絶縁基板 Alumina
- 銅板フランジ Cu flange

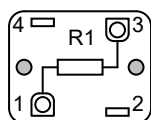


Includes terminal screws (M4/6mm)

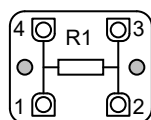
Schematics



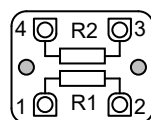
RPG300X



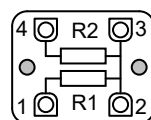
RPG300Y



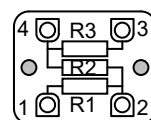
RPG300Z



RPG250X



RPG250Y



RPG250Z

250W, 300W, SOT227 RPG250, RPG300
 CHASSIS MOUNT NON-INDUCTIVE HIGH POWER RESISTORS

Ordering Information

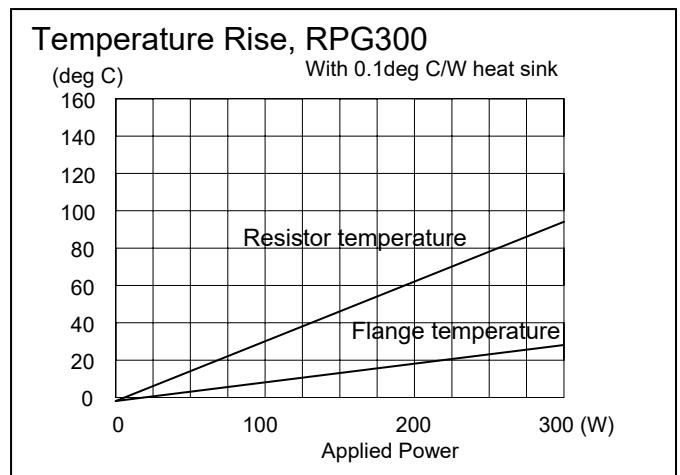
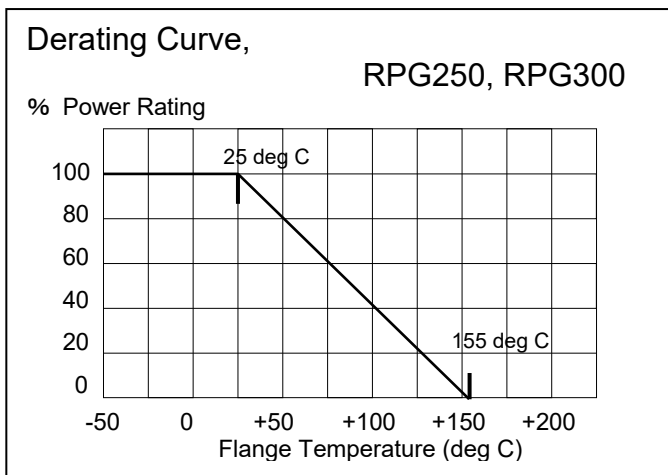
Type RPG300	Connection X	TCR -	Resistance 10R	Tolerance J	Code Z00
RPG250	X	100ppm/°C	10R	J (5%)	Z00
RPG300	Y		R1=R2=R3		(RoHS)
	Z		E24+ (*)		

1.0	1.1	1.2	1.3	1.5	1.6	1.8	2.0	2.2	2.4	2.5	2.7	3.0	3.3
3.6	3.9	4.0	4.3	4.7	5.0	5.1	5.6	6.2	6.8	7.5	8.0	8.2	9.1

RPG250 contains two or three resistors.

Specifications and Performances

	RPG250	RPG300	Test Conditions
Rating Power	250 Watts	300 Watts	At flange temperature -55 to +25 deg C
Resistance Range	1ohm to 51Kohm Dual	1ohm to 51Kohm Single	
Nominal Resistance	E24+	E24+	Additionally, 2.0 and 5.0.
TCR	+/-100 ppm/K(A)	+/-100 ppm/K(A)	For -55 to +120 deg C, typical, over 1 ohm
Tolerance	+/-5%(J)	+/-5%(J)	
Operation Temp.	-55 - +155 deg C	-55 - +155 deg C	
Max. Applied Voltage	Either less than 700V or $E = \sqrt{P \cdot R}$		
Withstanding Voltage	2500 VAC		60 seconds.
Load Life	ΔR +/-1.0 %		25C, 90 min.ON, 30min.OFF, 1000hours.
Humidity	ΔR +/-1.0 %		40C, 90 to 95%RH, DC0.1W, 1000hours.
Temperature Cycle	ΔR +/-1.0 %		-55C, 30 min., +155C 30min., 20cycles. (-55C, 30 min., +120C, 30min., 20cycles. at RPG300)
Insulation Resistance	Over 1000 Meg ohm		Between terminals and flange.
Vibration	ΔR +/-0.25 %		



Materials
 Flange: Ni plated copper plate.
 Substrate: Al₂O₃ alumina substrate.
 Resistor: Metal film resistor.
 Case: Nylon 66 with glass fiber
 Terminals: Ni plated copper alloy
 Screw: 4-M4/6mm depth.