


TO247 100W HIGH POWER RESISTORS

RNP-100U



Features and Applications

100W high power resistor in TO-247 molded package.

Only 1.3 °C/W heat resistance between resistor and flange for excellent cooling.

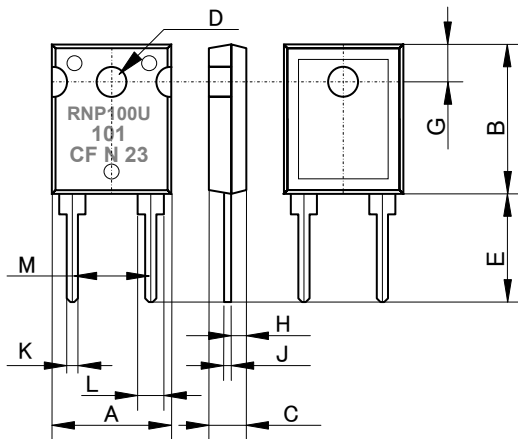
Non-inductive designs fit for high frequency circuit and wide band amplifiers.

Small size and thin shape fit for high density design of power electronics.

Complete thermal conduction and heat dissipation design will be available.

Applications include power electronics / inverter of automotive, rail traction, wind turbine, PV, UPS and industrial motor control as harmonic filter, dumping, snubber, gate control, bleeder resistor and rush current protection,

Dimensions



	mm	+/-mm	inches	+/-inch
A	16.0	+/-0.2	0.630	+/-0.008
B	20.0	+/-0.5	0.787	+/-0.020
C	4.8	+/-0.2	0.189	+/-0.008
D	3.55	+/-0.1	0.140	+/-0.004
E	14.5	+/-0.5	0.571	+/-0.020
F	-	-		
G	5.1	+/-0.5	0.200	+/-0.020
H	3.63	+/-0.2	0.143	+/-0.008
J	0.80	+/-0.1	0.060	+/-0.004
K	1.52	+/-0.1	0.060	+/-0.004
L	3.63	+/-0.18	0.143	+/-0.007
M	10.16	+/-0.26	0.400	+/-0.010

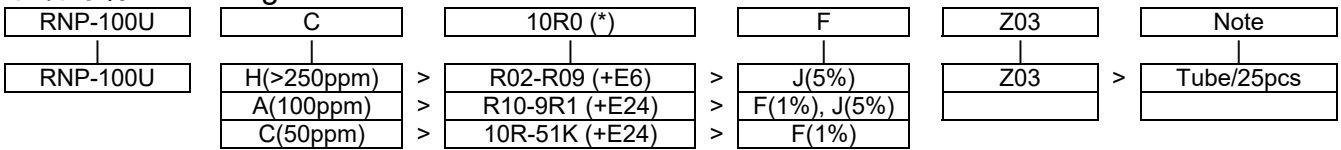
Specifications and Performances

Specification Items	Specification-Performance			Test Conditions
Rating Power	100 Watts			Note, at 25 °C flange temperature
Rating Power	3.0 Watts			Free air.
Heat Resistance	1.3 °C/W			From resistor to flange
Resistance Range	0.01 - 0.09Ω	0.1 - 9.1 Ω	10 - 51K Ω	
Nominal Resistance	+E12	+E24	+E24	+ shows Additional 2.0 and 5.0.
TCR	250ppm/°C	100 ppm/°C	50 ppm/°C	For -55 to +175 °C
Tolerance	+/-5%	+/-1%, 5%	+/-1%	
Capacitance	2.35 pF			At point of terminal length 10mm
Inductance	11.72 nH			At point of terminal length 10mm
Operation Temp. Range	-55 - +155 °C			
Max. Applied Voltage	500V or $\sqrt{P \cdot R}$			Max operating current 100A
Max. Operating Current	100A			
Short Time Overload	+/-0.5%			1.5 times rated power for 5 seconds
Withstanding Voltage	2500VAC			60 seconds. 1mA
Load Life	+/-1.0 %			25°C, 90 min.ON, 30min.OFF, 1000hours.
Humidity	+/-1.0 %			70°C, 90 - 95%RH, DC0.1W, 1000hours.
Temperature Cycle	+/-0.25 %			-55°C, 30 min., +155°C 30min., 5cycles.
Soldering Heat	+/-0.25 %			350+/-5 °C, 3seconds,
Solder ability	Over 3/4 of round			230+/-5 °C, 3seconds.
Insulation Resistance	Over 1000 Meg Ω			Between terminals and tab.
Vibration	+/-0.25 %			
Flammability	UL94V-0			
Weight	7.2 grams			

TO247 100W HIGH POWER RESISTORS

RNP-100U

形名呼称 Ordering Information



Resistance value (*) is available following modified E24, +E24.

1.0	1.1	1.2	1.3	1.5	1.6	1.8	2.0	2.2	2.4	2.5	2.7	3.0	3.3
3.6	3.9	4.0	4.3	4.7	5.0	5.1	5.6	6.2	6.8	7.5	8.0	8.2	9.1

Note*: When ordering, additional ohm resistance notation is recommended for keeping out of misunderstanding.

