


RF POWER RESISTORS

RFH, RFK,
RFR010-010, RFR050-010,
RFR100-010, RFR250-010



Features and Applications

RFR000-010, RFH and RFK are specified rating power of 10W to 250W, resistance of 50ohm to 800ohm for microwave applications. Heat from the resistors can be extracted through back metal or flange to PCB or case heat sink. RF application.

Small sized large power handling feature shows excellent RF characteristics in equipment with RoHS compliance and Beryllium free design.

1% tolerance and 50ppm/degree tight resistances are made application circuit stable.

RF power amplifiers, RF power source, fixed station of cell phone, RF measurement and terminations of circulators / isolators.

Ordering Information

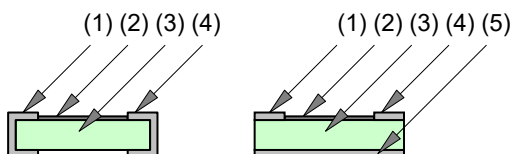
Type	TCR	Resistance	Tolerance	RoHS/Package	
RFH52	C	201	F	Z01	
RFH52	C	500 - 801	F	Z01	TAPE REEL BULK
RFH72	(50ppm)		(1.0%)	Z00	

Type	Style	TCR	Resistance	Tolerance	RoHS/Package	
RFR050	010	C	201	F	Z01	
RFT010	010	C	500	F	Z01	TAPE REEL BULK
RFT050	020	(50ppm)	101	(1.0%)	Z00	
RFT080			151			
RFT100			201			
RFT150			251			
RFT200			301			
RFT250			401			
			601			
			801			

Specifications and Performances

Type	RFH52	RFH72	RFR010-0	RFR050-0	RFR100-0	RFR250-0
Rating Power with Heatsink	10W	10W	10W	50W	100W	250W
Packaging (pcs/tape & reel)	2000	2000	2000	2000	1000	1000
Resistance	50, 100, 150, 200, 250, 300, 400, 600, 800 ohm					
TC	+/-50ppm/K (C)					
Tolerance	+/-1.0% (F)					
Rated Ambient Temp.	100 deg C					
Operating Temp Range	-55 deg C-155 deg C					
Load Life	+/-0.5%					
Humidity	+/-0.5%					
Series Inductance	-					
Parallel Capacitance	-					

Materials

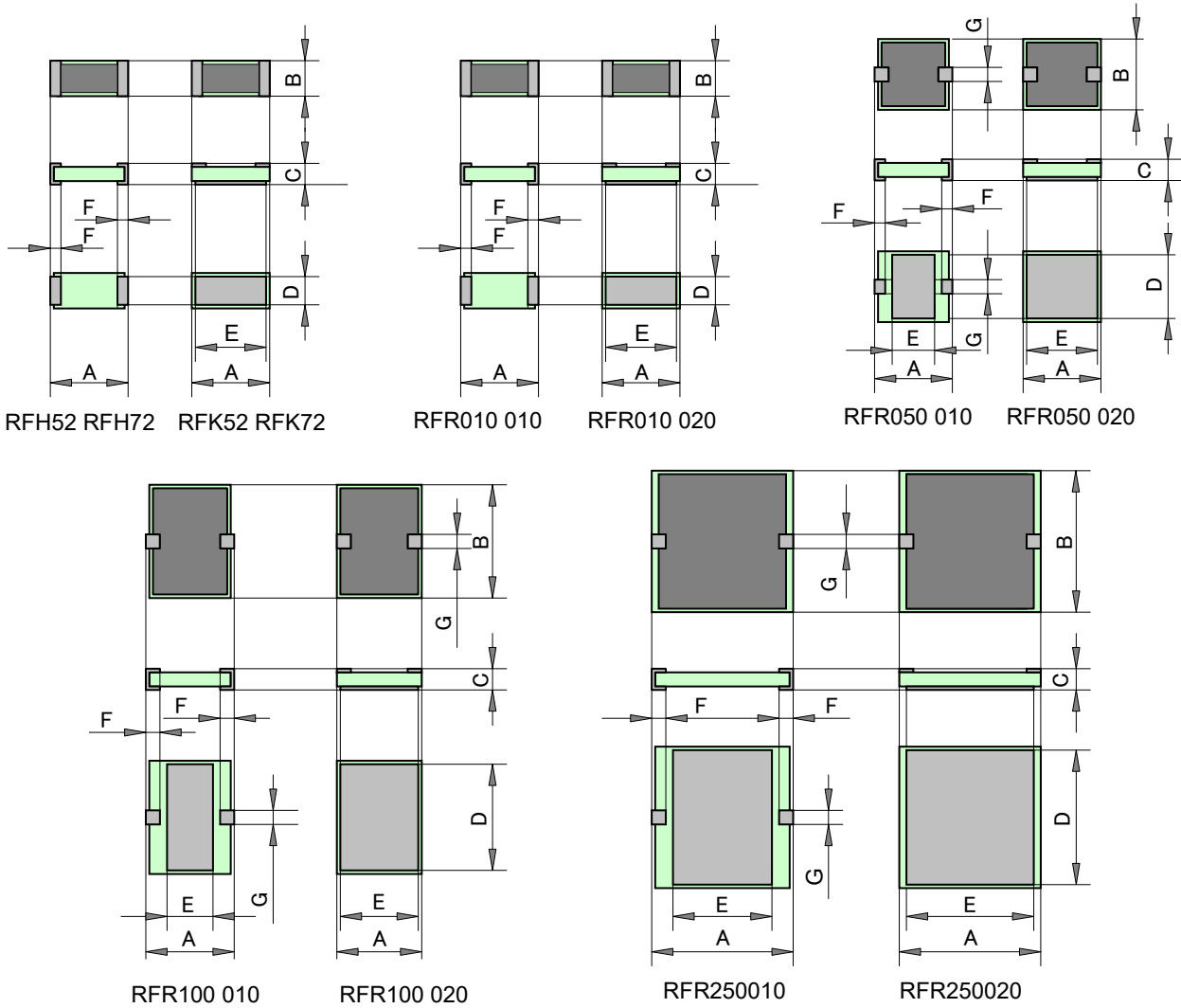


	Substance	Material
(1)	Cold End Terminal	Tin plated Ni-Cu
(2)	Resistive	Ni-Cr
(3)	Substrate	ALN
(4)	Hot End Terminal	Tin plated Ni-Cu
(5)	Back Metal	Tin plated Ni-Cu

RF POWER RESISTOR

RFH, RFK, RFR010-010, RFR050-010, RFR100-010, RFR250-010

Dimension



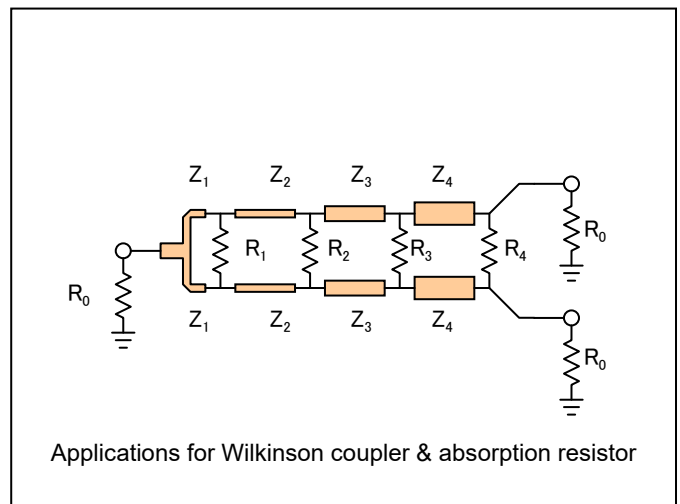
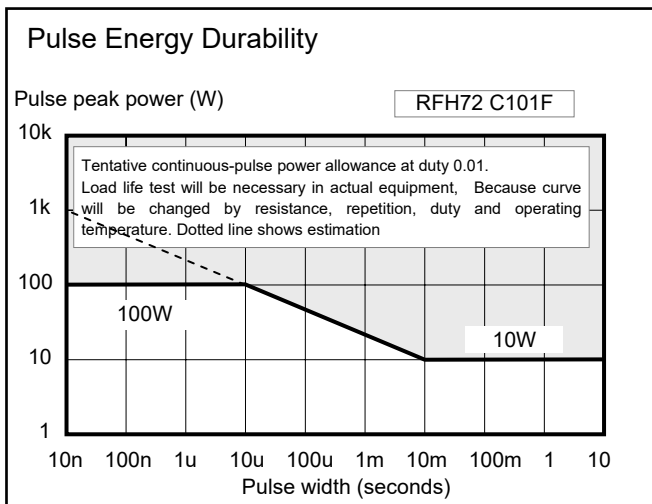
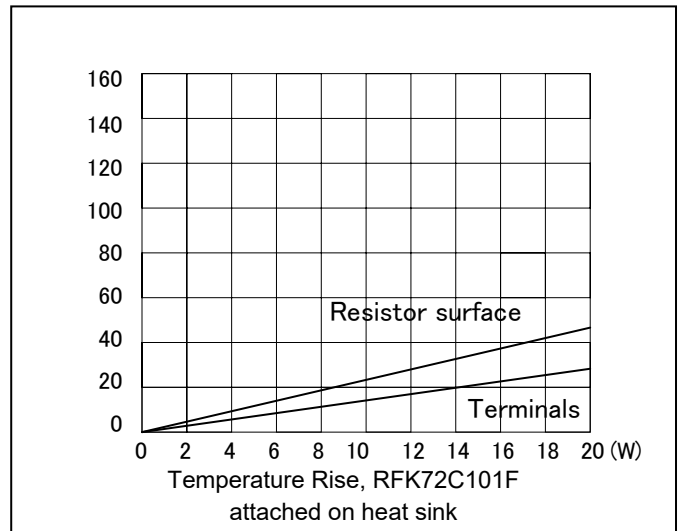
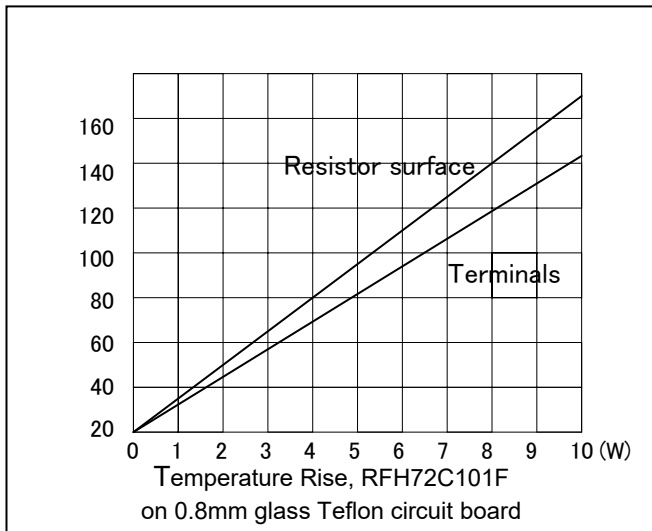
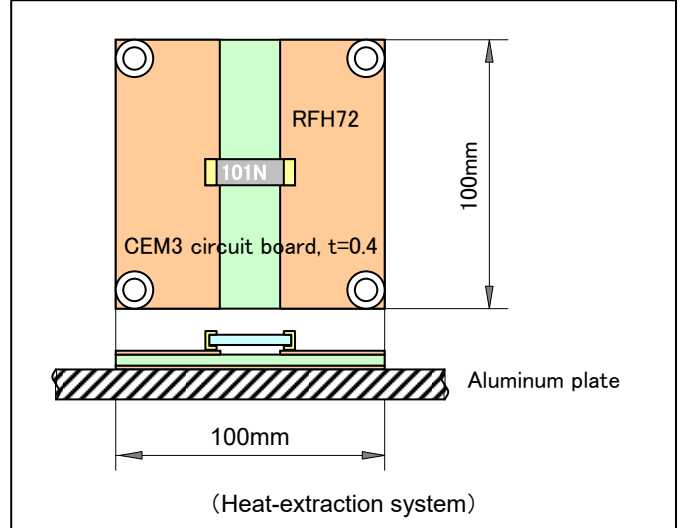
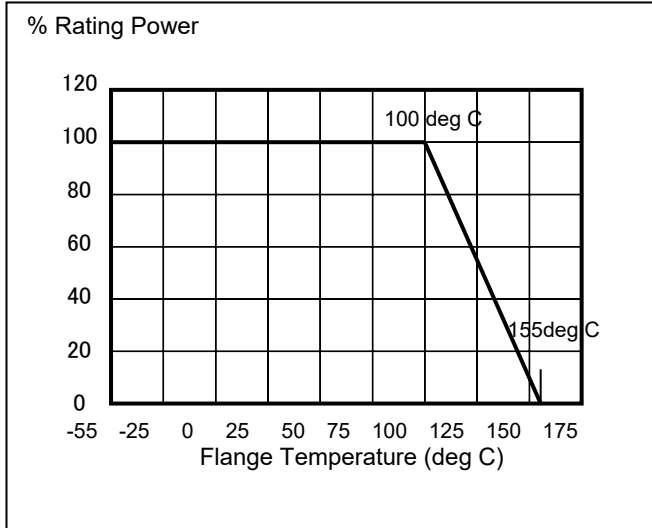
Type	Power	A	B	C	D	E	F	G
RFH52	10W	5.0	2.5	1.2max	-	-	0.8	-
RFH72	10W	7.0	2.0	1.2max	-	-	0.8	-
RFK52	10W	5.0	2.5	1.2max	2.3	4.8	0.8	-
RFK72	10W	7.0	2.0	1.2max	1.8	6.8	0.8	-

Type	Power	A	B	C	D	E	F	G
RFR010 010	10W	5.08	2.54	1.05	-	-	1.27	-
RFR010 020		5.08	2.54	1.05	2.34	4.88	1.27	-
RFR050 010	50W	5.08	5.08	1.05	4.84	2.00	1.27	1.27
RFR050 020		5.08	5.08	1.05	4.84	4.68	1.27	1.27
RFR100 010	100W	5.84	8.89	1.05	8.49	2.54	1.27	1.27
RFR100 020		5.84	8.89	1.05	8.49	5.45	1.27	1.27
RFR250 010	250W	9.52	9.52	1.05	9.12	6.00	1.27	1.27
RFR250 020		9.52	9.52	1.05	9.12	9.12	1.27	1.27

Note1: Gap of "J" shall be sufficient height as RF characteristics.

RF POWER RESISTOR

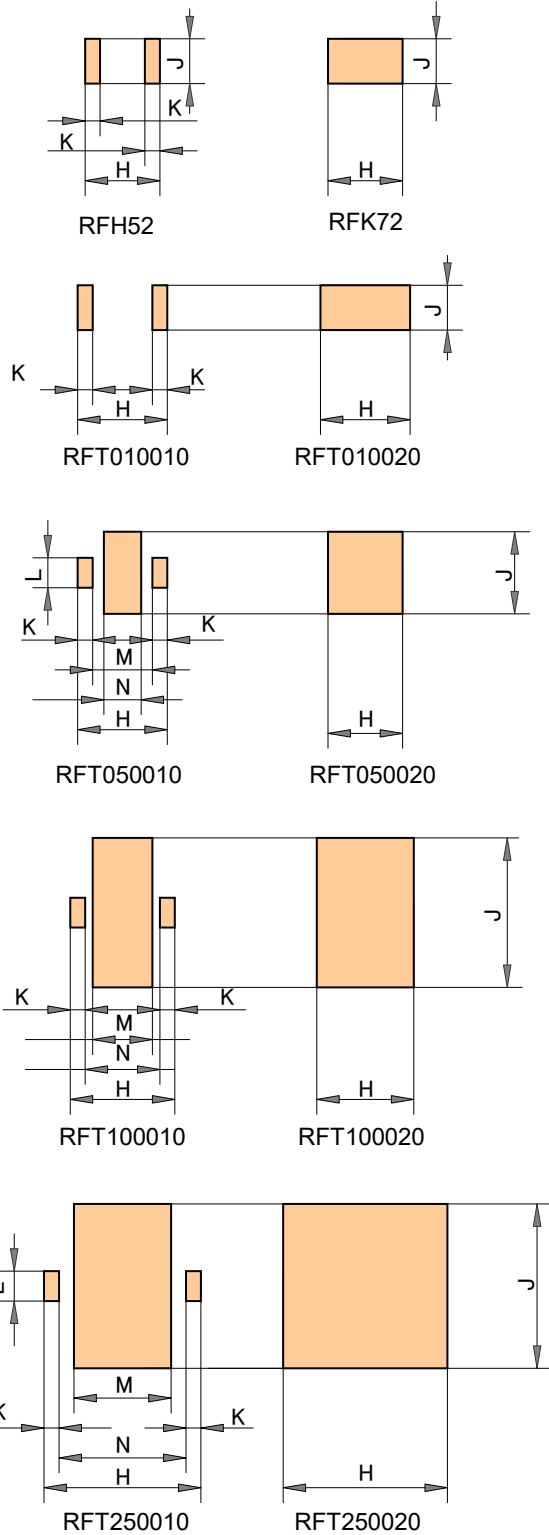
RFH, RFK, RFR010-010, RFR050-010, RFR100-010, RFR250-010



RF POWER RESISTOR

RFH, RFJ, RFK, RFR010-010, RFR050-010, RFR100-010, RFR250-010

Foot Pattern



(mm)	H	J	K	L	M	N
RFH52	5.40	2.70	1.20	-	-	-
RFH72	7.40	2.40	1.20	-	-	-
RFK52	5.40	2.70	-	-	-	-
RFK72	7.40	2.40	-	-	-	-
RFT010 010	5.48	2.94	1.67	-	-	-
RFT010 020	5.48	2.94	-	-	-	-
RFT050 010	5.48	5.48	1.47	1.47	2.54	2.14
RFT050 020	5.48	5.48	-	-	-	-
RFT100 010	6.24	9.29	1.47	1.47	3.30	2.90
RFT100 020	6.24	9.29	-	-	-	-
RFT250 010	9.92	9.92	1.47	1.47	6.98	6.58
RFT250 020	9.92	9.92	-	-	-	-

