


10W, 50W, 100W, 250W  
 HIGH POWER SMD TERMINATIONS  
 RFT010-0, RFT050-0, RFT100-0, RFT250-0



### Features and Applications

High power surface mount termination for all DC up to 5GHz applications.

Small size and wide frequency range specifications realized with through large heat conducting AlN substrate.

Sufficient mechanical strength metallization from spattered thin film technology.

50ohm resistance with tolerance 1% and 10W, 50W, 100W and 250W provided as standard, and other resistance and power available.

Long life and temperature stability a result of Ni-Cr thin film technology.

Termination for isolator/circulators, fixed station of mobile communication electronics, and high power microwave amplifiers.

### Ordering Information

Ordering P/N	Type	Outlook	TC	Resistance	Tolerance	Bulk/Tape	Remarks
RFT010 010C50 OhmFZ00	RFT010	010	C	50 Ohm	F	Z00-Z01	Bulk-Tape
RFT010 020C50 OhmFZ00	RFT010	020	C	50 Ohm	F	Z00-Z01	Bulk-Tape
RFT050 010C50 OhmFZ00	RFT050	010	C	50 Ohm	F	Z00-Z01	Bulk-Tape
RFT050 010C50 OhmFZ00	RFT050	020	C	50 Ohm	F	Z00-Z01	Bulk-Tape
RFT100 010C50 OhmFZ00	RFT100	010	C	50 Ohm	F	Z00-Z01	Bulk-Tape
RFT100 020C50 OhmFZ00	RFT100	020	C	50 Ohm	F	Z00-Z01	Bulk-Tape
RFT250 010C50 OhmFZ00	RFT250	010	C	50 Ohm	F	Z00-Z01	Bulk-Tape
RFT250 020C50 OhmFZ00	RFT250	020	C	50 Ohm	F	Z00-Z01	Bulk-Tape

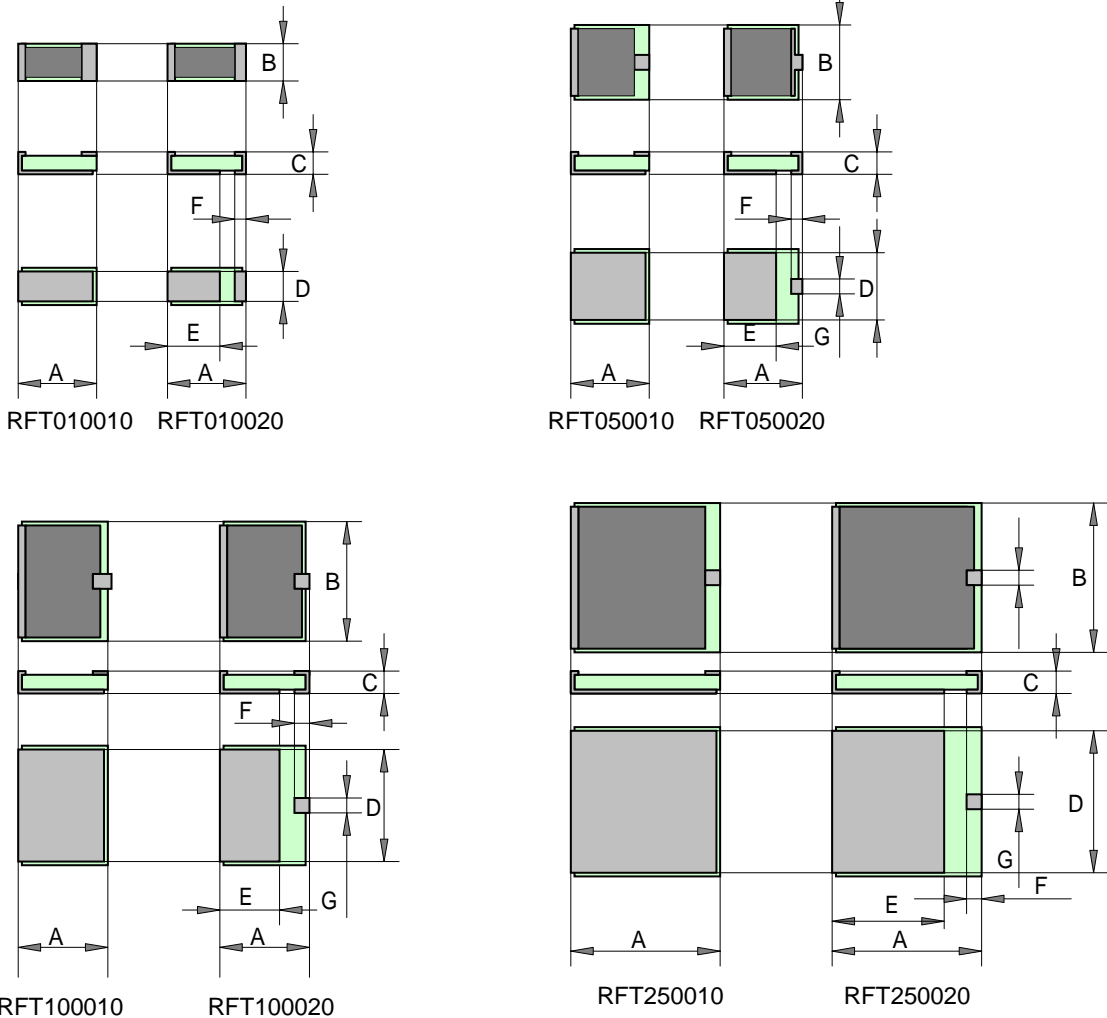
### Specifications and Performances

Type	RFT010	RFT050	RFT100	RFT250	Conditions
Rated Power (W)	10	30	100	250	-55 - +100 deg C
Maximum Power (W)	20	50	200	500	Pulse < 1 second
Resistance (Std) Ohm	50 Ohms				
TC (ppm/deg C)	50				
Tolerance (%)	1.0				
Heat Resistance (deg C/W)	6.5	2.5	1.3	0.5	
VSWR at 1GHz	1.15	1.15	1.20	1.20	
Max Operating Temperature	-55-155 deg C				
Storage Temperature	-55-155 deg C				

10W, 50W, 100W, 250W

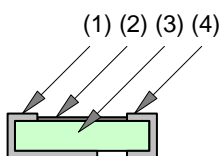
HIGH POWER SMD TERMINATIONS RFT010-0, RFT050-0, RFT100-0, RFT250-0

Style and Dimension



Type	Power	A	B	C	D	E	F	G
RFT010 010	10W	5.08	2.54	1.05	2.34	-	1.27	1.27
RFT010 020		5.08	2.54	1.05	2.30	2.54	1.27	1.27
RFT050 010	50W	5.08	5.08	1.05	4.84	-	1.27	1.27
RFT050 020		5.08	5.08	1.05	4.84	2.54	1.27	1.27
RFT100 010	100W	5.84	8.89	1.05	8.49	-	1.27	1.27
RFT100 020		5.84	8.89	1.05	8.49	6.35	1.27	1.27
RFT250 010	250W	9.52	9.52	1.05	9.12	-	1.27	1.27
RFT250 020		9.52	9.52	1.05	9.12	6.98	1.27	1.27

Materials

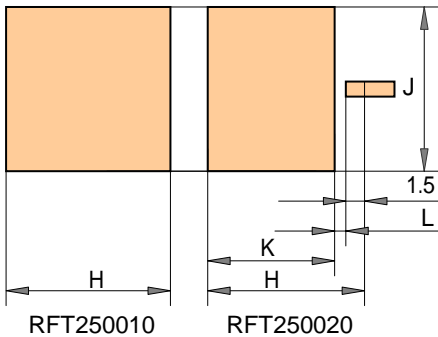
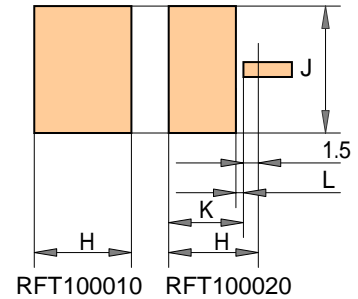
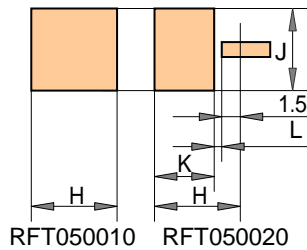
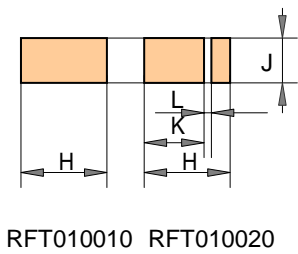


	Substance	Material
(1)	Cold end Terminal	Tin plated Ni-Cu
(2)	Resistive	Ni-Cr
(3)	Substrate	ALN
(4)	Hot end Terminal	Tin plated Ni-Cu

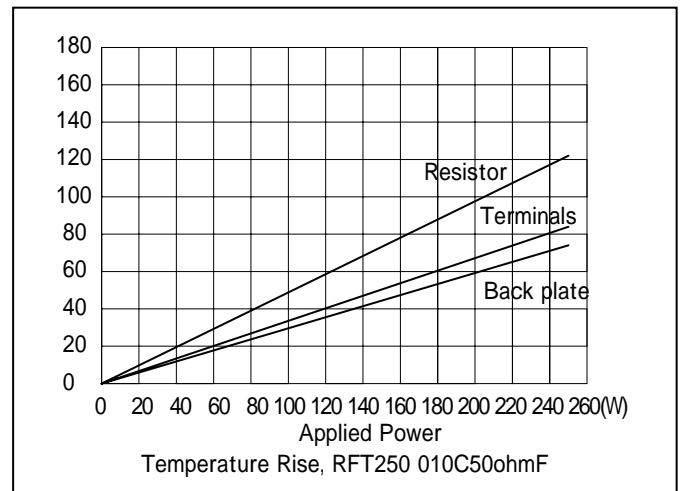
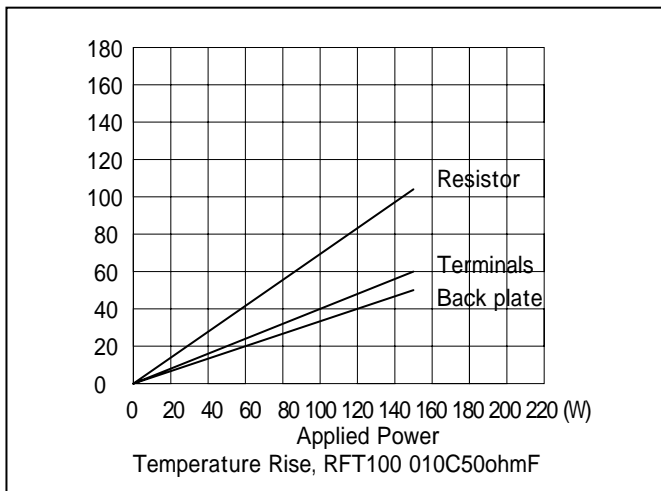
10W, 50W, 100W, 250W

HIGH POWER TERMINATIONS RFT010-0, RFT050-0, RFT100-0, RFT250-0

Foot Pattern Design



	H	J	K	L
RFT010 010	5.48	2.94	-	-
RFT010 020	5.48	2.94	(2.98)	1.0
RFT050 010	5.48	5.48	-	-
RFT050 020	5.48	5.48	(2.98)	1.0
RFT100 010	6.24	9.29	-	-
RFT100 020	6.24	9.29	(3.24)	1.5
RFT250 010	9.92	9.92	-	-
RFT250 020	9.92	9.92	(6.92)	1.5



Note:  
 (1) Other resistance value and substrate thickness are available. Please consult Nikkohm factory.  
 (2) Power rating assumes that chip attached on metal plate.  
 (3) Solder joint design should assure a solder thickness within 50 micron meters.

