

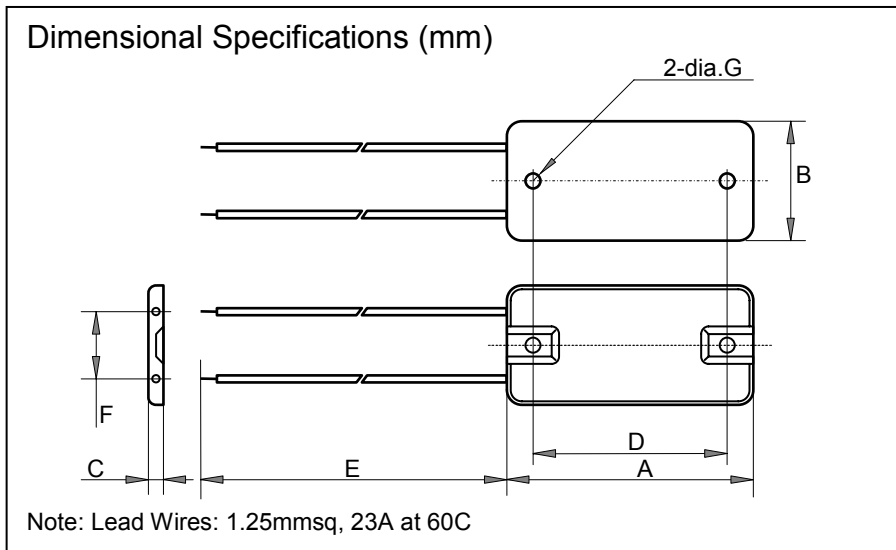
30W, 50W Wire Wound Resistors

IRS30, IRS50



Features and Applications

- Very thin, 6mm thick, light-weight wire wound power resistor.
- 50W rating power, panel mounting.
- Excellent installation space factor.
- Surge protection in power source.
- Braking resistor and dumping resistor for motor control.



Dimensions (mm)		
Symbol	IRS30	IRS50
A	65+/-1	90+/-1
B	42.5+/-1	42.5+/-1
C	6.5+/-0.5	6.5+/-0.5
D	57+/-1	78+/-1
E	300	300
F	25.5+/-1	25.5+/-1
G	4.3	4.3
Weight	50gr	65gr

Specifications and Performances

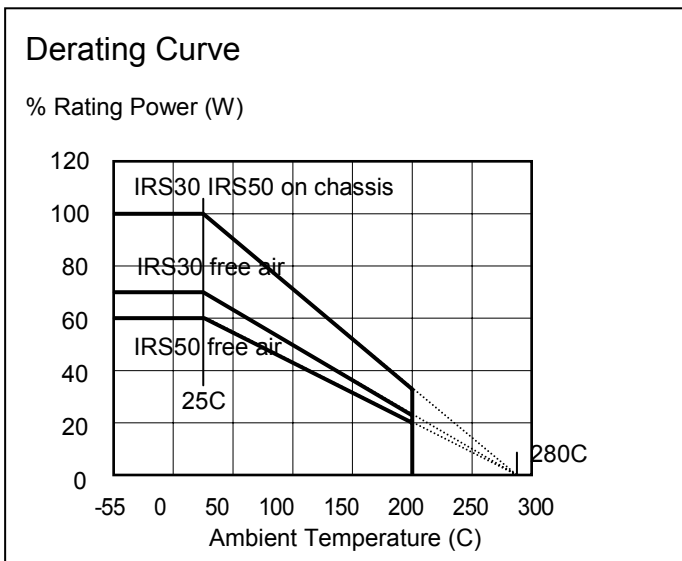
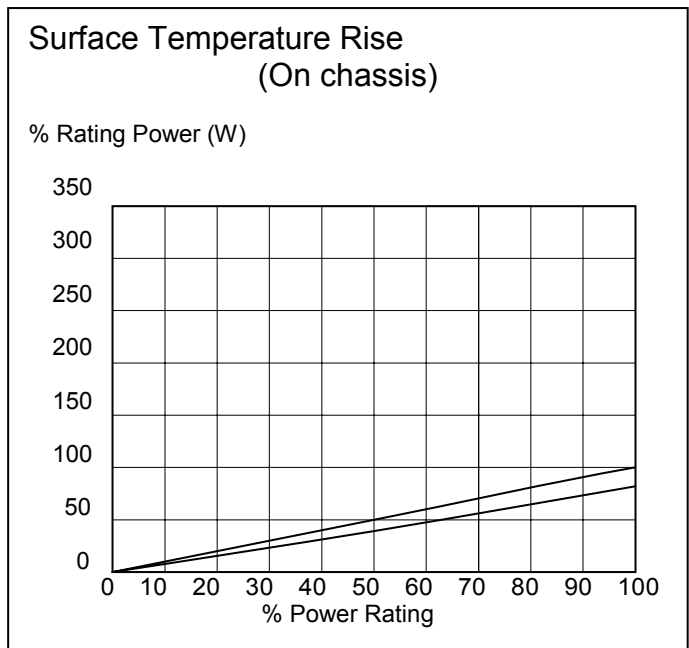
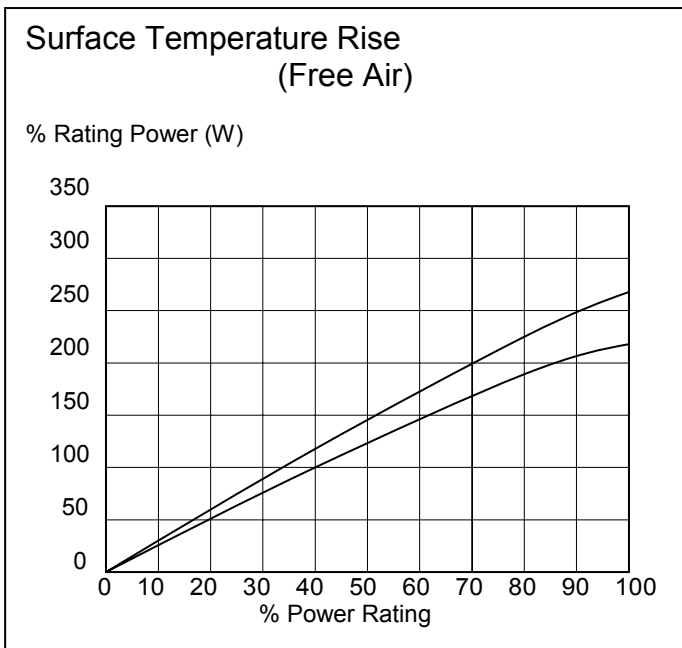
Type	Specifications		Test Method
	IRS30	IRS50	
Rating Power	30W	50W	With 200×200×3mm Heat sink.
Rating Power	21W	37.5 Watts	Free air.
Resistance Range	1Ω to 420Ω	1Ω to 500Ω	
Absolute TCR	±260ppm/K		
Absolute Tolerance	±0.5%(D), 1.0%(F), 2.0%(G), 5%(J)		
Short Time Overload	±2%		Rating Power ×5, 5 seconds
Thermal Shock	±2%		200C/-55C
Load Life	±5%		Rating power 90min. ON, 30min. OFF, 500H
Withstanding Voltage	1500 VAC (2500V available)		60 seconds, leakage 2 mA
Insulating	20 MΩ		At 1000 Volts
Operating Temp. Range	-55~+200C		
Storage Temp. Range	-55~+200C		

30W, 50W Wire Wound Resistors

IRS30, IRS50

Ordering Information

	Type	Separation	Resistance	Tolerance	Note
IRS30-1ohmJ	IRS30	-	1 ohm	J (±5%)	
IRS30-10ohmF	IRS30	-	10 ohm	F (±1%)	
IRS50-2.5ohmF	IRS50	-	2.5 ohm	F (±1%)	
IRS50-22ohmD	IRS50	-	22 ohm	D (±0.5%)	



Notes:

- (1) IRS30 and IRS50 will be mounted on metal chassis in operation.
- (2) Characteristics of temperature rise and power derating was measured as mounting on our standard chassis, aluminum plate of 200*200*3 mm.